

RTP Sustainability Public Input Survey

- Summary of Responses -

Survey Information:

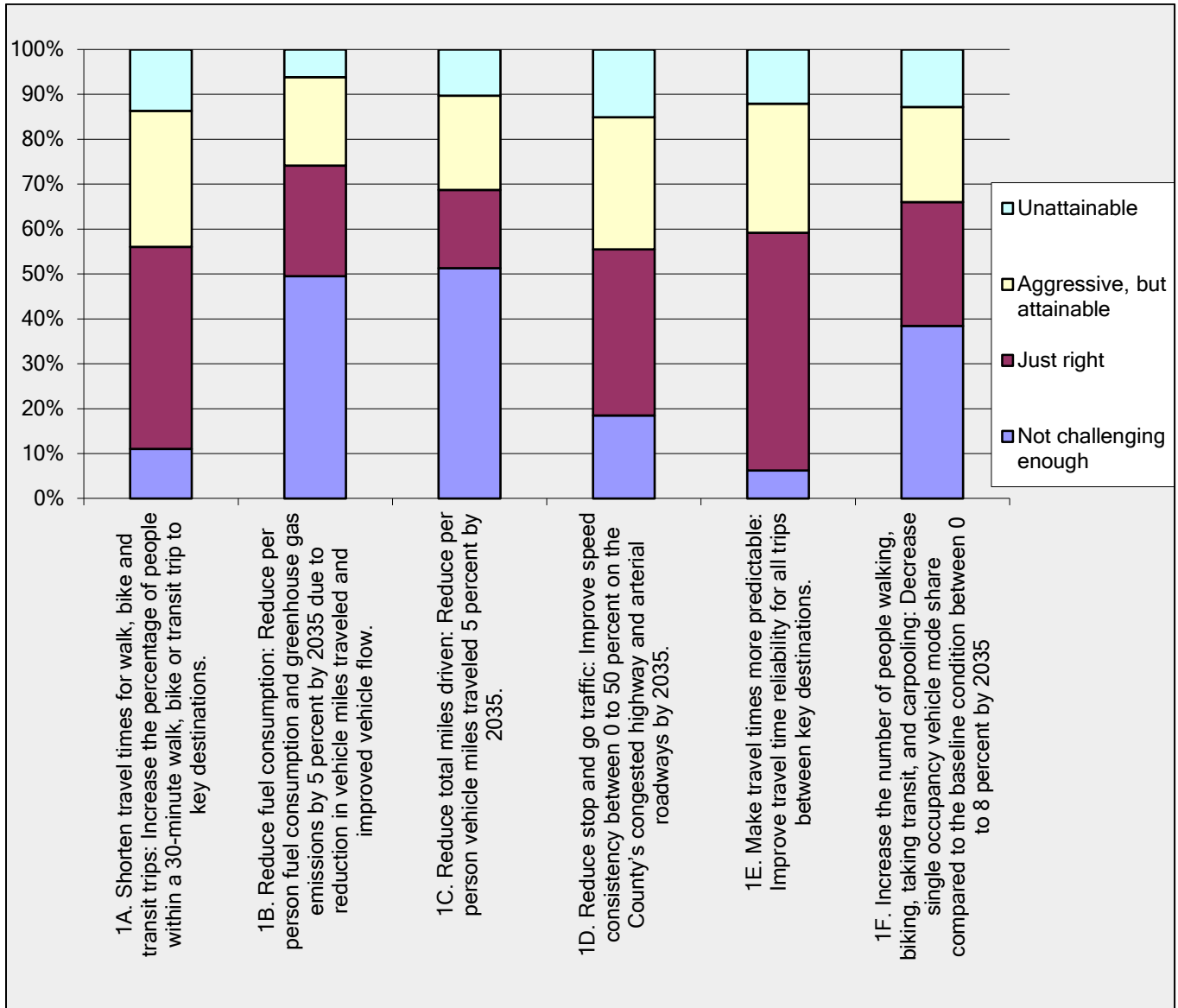
- County Population 262,382 (2010)
- 396 survey participants
- Survey accessed online at www.sccrtc.org
- Available April 26th through May 13th
- Input received will be considered when further defining Regional Transportation Plan goals and policies

Participants were asked the following questions and responses are as shown below:

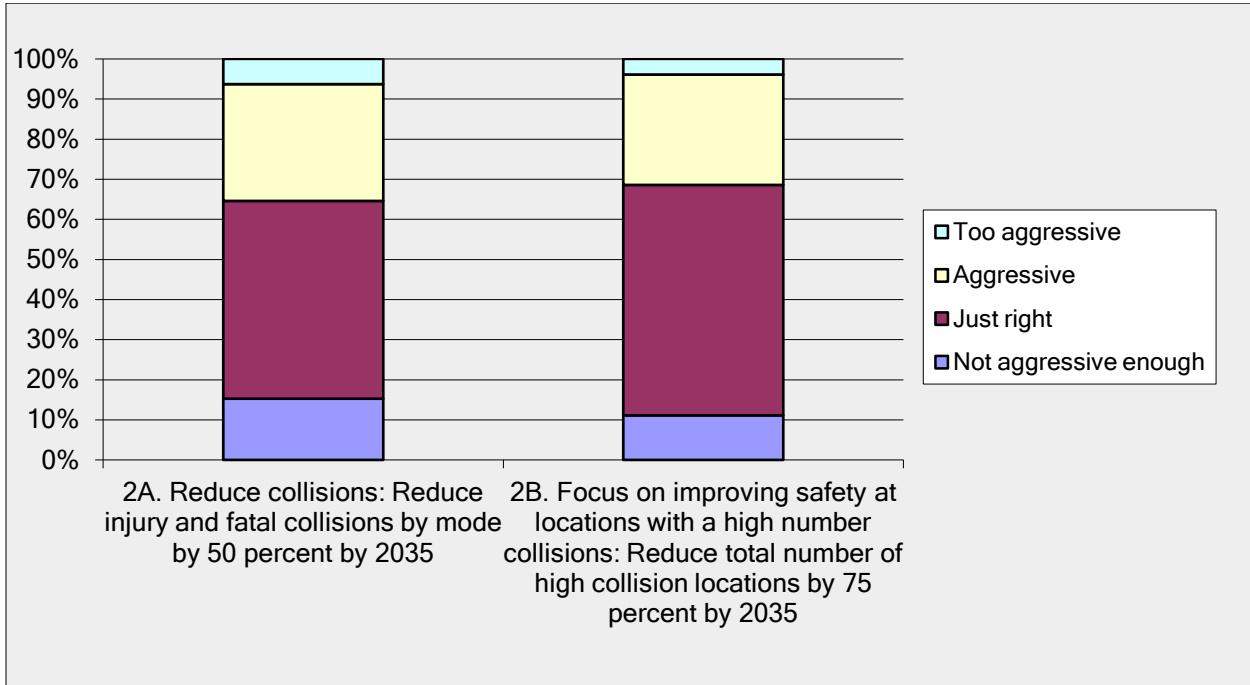
- *Do you agree or disagree that the following goals are the most appropriate goals for a regional agency focused on planning for a sustainable transportation system?*
GOAL 1. Improve people's access to jobs, schools, health care and other regular needs in ways that improve health, reduce pollution and retain money in the local economy. GOAL 2. Reduce transportation related fatalities and injuries. GOAL 3. Deliver access and safety improvements cost effectively, within available revenues, equitably and responsive to the needs of all users of the transportation system, and beneficially for the natural environment.

Answer Options	Response Percent	Response Count
Agree	90.9%	360
Disagree	9.1%	36
What would you recommend?		149
<i>answered question</i>		396
<i>skipped question</i>		8

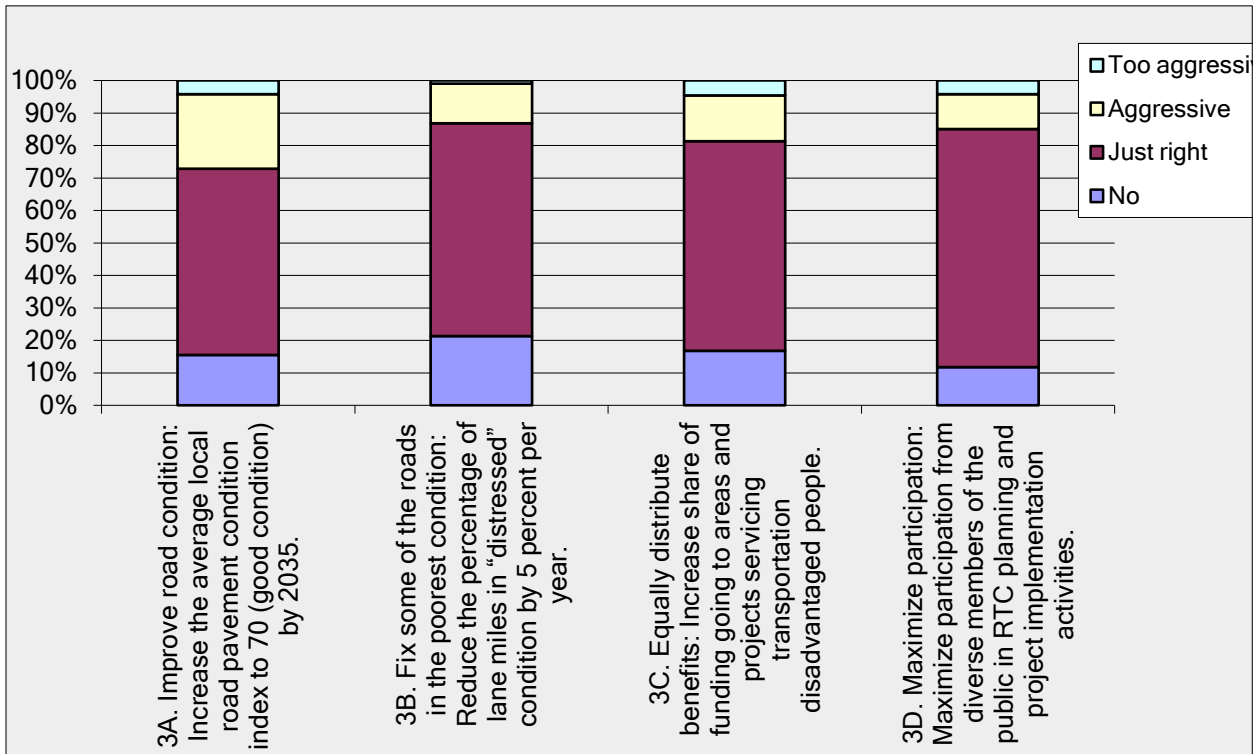
➤ The following targets are meant to provide a way to help the Regional Transportation Commission identify what it means to achieve GOAL 1, "Improve people's access to jobs, schools, health care and other regular needs in ways that improve health, reduce pollution and retain money in the local economy". Please indicate if the target is too unattainable, aggressive, just right, or not aggressive enough.



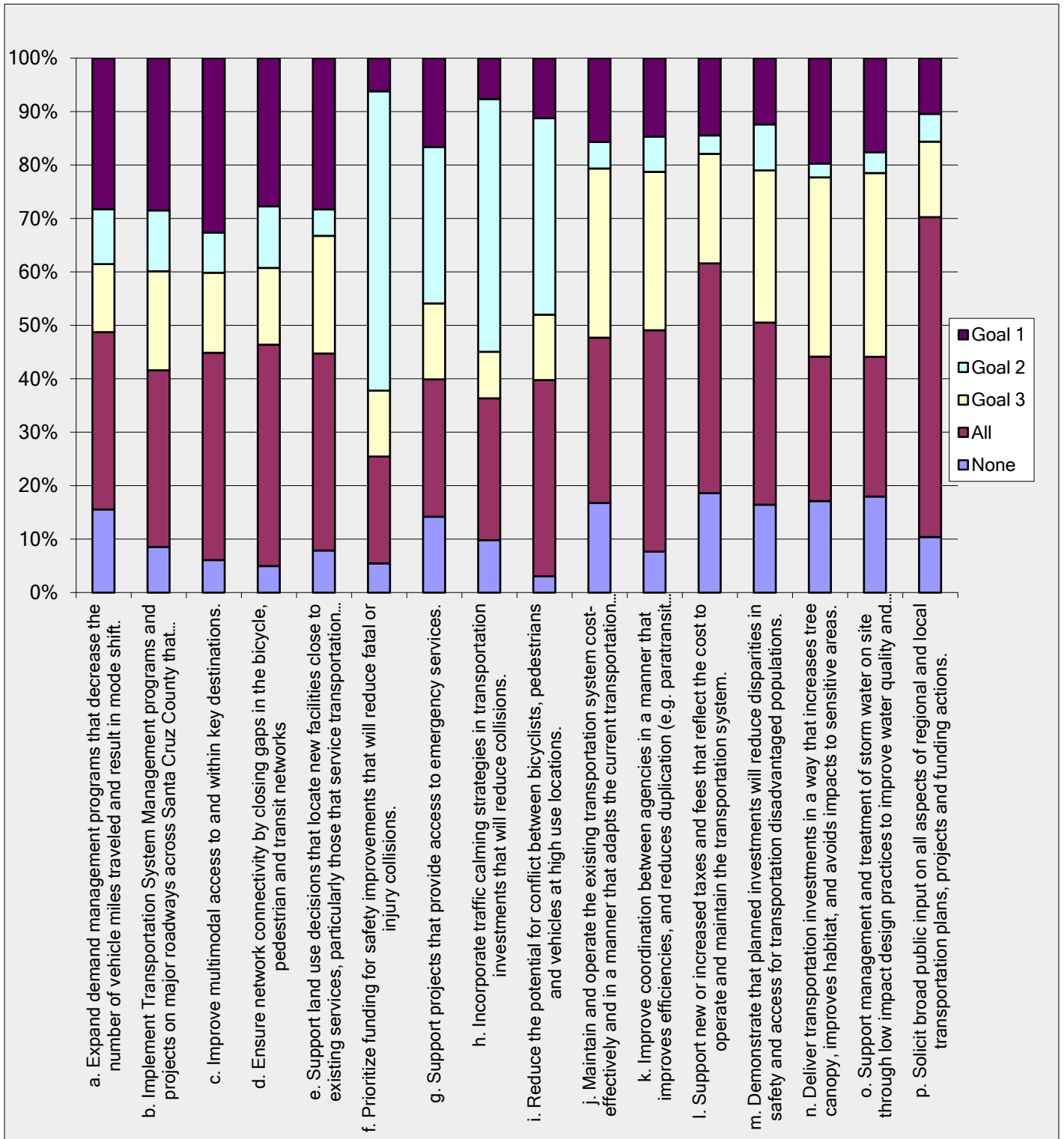
- The following targets are meant to provide a way to help the Regional Transportation Commission identify what it means to achieve GOAL 2, "Reduce transportation related fatalities and injuries". Please indicate if the target is too aggressive, aggressive, just right, or not aggressive enough.



- *The following targets are meant to help the Regional Transportation Commission identify what it means to achieve GOAL 3, "Deliver access and safety improvements cost effectively, within available revenues, equitably and responsive to the needs of all users of the transportation system, and beneficially for the natural environment". Please indicate if the target is too aggressive, aggressive, just right, or not aggressive enough.*



- Below are draft transportation policies. Please indicate if you think the policy should be adopted to advance Goal 1, Goal 2, or Goal 3, or none of the above. **GOAL 1.** Improve people's access to jobs, schools, health care and other regular needs in ways that improve health, reduce pollution and retain money in the local economy. **GOAL 2.** Reduce transportation related fatalities and injuries **GOAL 3.** Deliver access and safety improvements cost effectively, within available revenues, equitably and responsive to the needs of all users of the transportation system, and beneficially for the natural environment.



- Did you attend the April 19th Public Workshop: Sustainable Transportation Plan Goals/Targets/Policies?

Answer Options	Response Percent	Response Count
Yes	3.8%	10
No	96.2%	255
<i>answered question</i>		265
<i>skipped question</i>		139

- Would you like to be added to the RTP enews list? (Email addresses submitted with this survey will be used for Regional Transportation Commission related notifications only.)

Answer Options	Response Percent	Response Count
Yes	55.0%	138
No	45.0%	113
Email address:		130
<i>answered question</i>		251
<i>skipped question</i>		153

- How did you hear about this survey?

Answer Options	Response Percent	Response Count
RTC Website	10.6%	20
RTP Enews	27.0%	51
Newspaper	22.8%	43
Facebook	7.9%	15
Friend/Co-Worker	34.4%	65
Other (please specify):		85
<i>answered question</i>		189
<i>skipped question</i>		215

S:\RTP\2014\PublicOutreach\Surveys\RTP survey Report-May2012.docx