



Santa Cruz County Regional Transportation Commission's

Elderly & Disabled Transportation Advisory Committee

(Also serves as the state-mandated Social Service Transportation Advisory Council)

AGENDA

2:30 pm, Tuesday, December 14, 2010

RTC Office, 1523 Pacific Avenue, Santa Cruz

Please
Note
Time
Change!

1. Call to Order
2. Introductions
3. Oral Communications

The Committee will receive oral communications during this time on items not on today's agenda. Presentations must be within the jurisdiction of the Committee, and may be limited in time at the discretion of the Chair. Committee members will not take action or respond immediately to any Oral Communications presented, but may choose to follow up at a later time, either individually, or on a subsequent Committee agenda.

4. Additions or deletions to consent and regular agendas

CONSENT AGENDA

All items appearing on the consent agenda are considered to be minor or non-controversial and will be acted upon in one motion if no member of the E&D TAC or public wishes an item be removed and discussed on the regular agenda. Members of the E&D TAC may raise questions, seek clarification or add directions to Consent Agenda items without removing the item from the Consent Agenda as long as no other E&D TAC member objects to the change.

5. Approve Minutes from October 12, 2010 meeting **(page 3 of 58)**
6. Receive Transportation Development Act Revenues Report as of December 2010 **(page 9 of 58)**
7. Receive RTC Highlights through December 2010 **(page 11 of 58)**
8. Information Items (to be circulated at meeting)
 - a. Member Attendance
9. Receive Agency Updates (other than items on the regular agenda) **(page 13 of 58)**
 - a. Volunteer Center
 - FY 10-11 First Quarter Report
 - b. Community Bridges/CTSA
 - FY 10-11 Report as of November 2010
 - c. Santa Cruz Metropolitan Transit District (METRO)
 - ParaCruz Operations Status Report: October-November 2010
 - Metro & Monterey Salinas Transit Transfers
 - d. Santa Cruz County Regional Transportation Commission
 - e. Private Operators

REGULAR AGENDA

10. Appreciation for Sandra Coley's Service on Committee (oral) – E&D TAC Chair
11. Review Metro's Final Bus Stop Improvement Plan – Metro Staff **(page 33 of 58)**
 - a. Letter from Patti Lou Sherlin received 10/19/10
12. Receive RTC Adopted State & Federal Legislative Agendas – RTC Staff **(page 43 of 58)**
13. Accept New Guide, Review Outreach Plan (distributed at meeting) – RTC Staff
14. Review Reimbursement for Transportation Costs to Meeting Concept – RTC Staff **(page 55 of 58)**
15. Receive Pedestrian Safety Work Group Update (oral) – Work Group Chair
16. Accept 2011 E&D TAC Schedule – RTC Staff **(page 57 of 58)**
17. Adjourn

Next meeting: **Tuesday, February 8, 2011** at **1:30** pm. RTC office, 1523 Pacific Avenue, Santa Cruz. Future Topics: Unmet Needs Assessment, Pedestrian Improvements near Activity Centers/Bus Stops, Process for Identifying Priority Pedestrian Projects, Transit Service on Frederick Street, Accessibility of Recreational Rail services

HOW TO REACH US


*Santa Cruz County Regional Transportation Commission
1523 Pacific Avenue, Santa Cruz, CA 95060
Phone: (831) 460-3200 / fax (831) 460-3215
Email: info@sccrtc.org / website: www.sccrtc.org*

ACCOMMODATIONS FOR PEOPLE WITH DISABILITIES

The Santa Cruz County Regional Transportation Commission does not discriminate on the basis of disability and no person shall, by reason of a disability, be denied the benefits of its services, programs, or activities. This meeting location is an accessible facility. If you wish to attend this meeting and require special assistance in order to participate, please contact RTC staff at 460-3200 (CRS 800/735-2929) at least three working days in advance of this meeting to make arrangements. People with disabilities may request a copy of the agenda in an alternative format. As a courtesy to those person affected, please attend the meeting smoke and scent-free.

SERVICIOS DE TRADUCCIÓN/TRANSLATION SERVICES

Si gusta estar presente o participar en esta junta de la Comisión Regional de Transporte del condado de Santa Cruz y necesita información o servicios de traducción al español por favor llame por lo menos con tres días laborables de anticipo al (831) 460-3200 para hacer los arreglos necesarios. (Spanish language translation is available on an as needed basis. Please make advance arrangements (at least three days in advance by calling (831) 460-3200.



**Santa Cruz County Regional Transportation Commission's
Elderly & Disabled Transportation Advisory Committee
Social Service Transportation Advisory Council
Paratransit Advisory Council Meeting**

MINUTES

Tuesday, August 10, 2010

1. Call to Order

John Daugherty called the meeting to order at 1:33 pm

2. Introductions

Members Present:

Hal Anjo, Social Service Provider-Seniors (County)
Lisa Berkowitz, CTSA-Community Bridges
Tom Crain, Potential Transit User (Disabled)
John Daugherty, Metro
Sally French, Soc. Serv. Prov. -Disabled (Hope Services)
Mike Molesky, Social Service Provider - Disabled
Catherine Patterson Valdez, CTSA/Community Bridges
Patti Shevlin, 1st District
Robert White, 5th District

Alternates Present

Sharon Barbour, 5th District
Sandra Coley, 4th District
Thom Onan, 3rd District
Patty Talbot, Senior Council
April Warnock, Metro

Excused Absences:

Donella Bloebaum, 2nd District
Veronica Elsea, 3rd District
Clay Kempf, Seniors Council

Others Present:

Ciro Aguirre, Metro
Tove Beatty, Metro
Maria Boyce, Metro
Claire Fliesler, Metro

Staff Present:

Cathy Judd
Karena Pushnik

3. Oral Communications

John Daugherty announced that the Americans with Disabilities Act (ADA) turned 20 years old on June 6, 2010.

Mike Molesky informed members that the Santa Cruz Spinal Cord Injury Peer Support Group meets the 3rd Saturday each month at 1:00 pm at 610 Frederick Street and those interested could call Roger McKowan 457 7067 for more information. He added that the group could also be found on Facebook.

Robert White requested RTC staff to find out whether the dinner train, that may be a feature once the rail acquisition is complete, will be ADA compliant.

Lisa Berkowitz said that starting the 1st of September, Community Bridges Meals on Wheels will be providing two noon meal to seniors at the Scotts Valley Senior Center (*subsequent to the meeting CB decided to start with one day and move to two after staff and volunteers have a chance to feel settled with the new meal service*), which will serve roughly 25 to 30 seniors. Transportation will not be provided initially and the City of Scotts Valley will be providing the building and staffing costs.

5-1

Mike Molesky said that the In Home Health Services (IHHS) agency is offering a legislative training forum, including advocacy for ADA issues, the 1st Friday of each month at 1:30pm, Building K, Emeline Street, Room 206. Two senior legislators, Charles Molnar and Bud Winslow are the facilitators and the meeting is open to all. Mike suggested that Commission Chairs attend.

Karena Pushnik told members that the revised Bikeways map has been printed and is available free of charge, and she supplied copies to members. She also informed members that the Arana Gulch item will not be heard by the Coastal Commission in August and has been postponed to the October or December meeting and said she will keep members posted as to the date of that hearing. Mike Molesky said he was informed that there would be accessible transportation available for those who wanted to attend the meeting. John Daugherty mentioned that people would be able to testify via video and those interested should contact Charlie Dixon.

Karena Pushnik announced that the Commission approved the appointment of Robert White as the 5th District representative to the E&D TAC, Sharon Barbour as the Alternate for the 5th District and Sheryl Hagemann as the alternate representing Social Services/People with Disabilities.

Tom Crain requested information regarding ADA access to Mr. Toots on the Esplanade.

4. Additions and Deletions

Karena Pushnik informed members that **Item 15** had typographical errors and handed out a revised copy. In the interest of keeping the packet smaller Karena also supplied hand out materials for **Item 11** and other information items.

CONSENT AGENDA

Catherine Patterson Valdez requested that **Item 12b** be pulled from the consent agenda for further discussion.

Action: The motion (Anjo/Berkowitz) to approve and accept the remainder of the consent agenda carried unanimously with Mike Molesky and Catherine Patterson Valdez abstaining.

- 5. Approved Minutes from June 8, 2010 meeting**
- 6. Received Transportation Development Act Revenues Report as of June 2010**
- 7. Received RTC Highlights through July 2010**
- 8. Received 6/8/10 E&D TAC letter to Metro regarding Bus Stop Improvement input**
- 9. Received 6/8/10 E&D TAC letter to federal legislators regarding support of 4722 – Active Community Transportation Act**
- 10. Received invitation to participate in online discussion about ADA transportation – June 26 through August 6**
- 11. Information Items**
 - a. MBayGRC's Caring for Seniors with Chronic Conditions courses**
 - b. Three articles on Travel Training/Transit Ambassadors**
 - c. Pedestrian Safety Workshop in Salinas, August 14**

12. Received Agency Updates

- a. Volunteer Center**
- b. Community Bridges/CTSA** *(pulled for discussion)*
 - **FY 09-10 Third Quarter Lift Line Program Report**
 - **July 20 Lift Line program report**
- c. Santa Cruz County Regional Transportation Commission**
 - **ParaCruz Operations Status Report: June 2010**
- d. Private Operators**

REGULAR AGENDA

12.b Community Bridges/CTSA including 3rd Quarter and 7/20 Board Reports

Catherine Patterson Valdez gave a detailed update on Community Bridges/Lift Line rides during the 3rd quarter. She noted that they will have to discontinue the rides for Dragon Slayers due to the low number of riders, the high amount of transportation time, poor road conditions, vehicle damage and funding cuts.

Catherine said that Taxi Script rides used are at 111% of their projection. She said that medical transportation is at 100% and Meals-on-Wheels is at 101%. Having exceeded funding for FY09-10 and with funding being cut for FY10-11, she indicated that Community Bridges will have to find some creative ways to fund all transportation.

She mentioned that the Watsonville City Council meeting agenda for that evening includes a request from Community Bridges/CTSA to move their maintenance, operation and intake facility from Aptos to a new location in Watsonville on Ford Street. Her office, dispatch and the IT group will remain at the Aptos location. She will provide an update at the next E&D TAC meeting.

Catherine informed members that they hope to acquire an older 8-passenger vehicle with a lift from UCSC to add to their fleet. The vehicle was originally acquired through Section 5310 program.

She also mentioned that the out-of-county transportation program for veterans funded by the federal New Freedom funds is growing and Community Bridges has been asked to extend their program to Monterey County. The funding currently available and the future scenario, make it unlikely to expand service at this time. Karena Pushnik asked about the dialysis rides that were also funded by the New Freedom grant and Catherine said that they have provided 850 dialysis ride during the months of April, May and June using New Freedom funds and that all goals are being met.

Action: The motion (Coley/Anjo) was made to accept Item 12b carries unanimously.

13. Receive Information/Provide Input on Bus Stop Improvement Program/Process – Metro Staff

Ciro Aguirre gave a presentation on the plan to expend \$500,000 in bus stop improvement funds, which were made available when the Metro no longer needed the funds secured for travel assistance due to Google Transit. Metro staff included bus stops/shelter locations based on input from the E&D TAC and the Pedestrian Safety Work Group about priority origins and destinations frequented by seniors and people with disabilities. Upgrades for shelters could include screening around existing shelters, re-roofing, repair to the adjacent sidewalks to prevent trip hazards, repainting of red curbing so vehicles do not park at the stops, and the installation of solar panels and beacons to alert bus drivers of riders waiting at stops or shelters in areas that are not well lit at night. In addition, the improvement proposal includes reductions in the length of benches

within several shelters in order to adhere to the ADA requirement of 60 inches of maneuverable space to accommodate wheelchairs. Some of the areas without shelters will have benches or drop-down seating installed and some will only be painted with red curbing. With a funding budget of \$500,000 available to complete all upgrades and repairs Ciro said that Metro is limited to what repairs/upgrades can be made, and wants to make improvements in a geographically equitable manner. Ciro also explained that it would cost \$100,000 to \$250,000 to install a brand new shelter at a single location as they would be required to meet Caltrans' "new construction" requirements which include full ADA specifications and include a bus pad, landing, shelter, concrete, utility relocation and potentially purchase right-of-way. In addition, Ciro noted that the City of Watsonville has adopted the Caltrans standard for new construction so any improvements in Watsonville need to comply with the full set of construction standards, thereby pushing up costs for those bus stop improvements and reducing the total number possible.

The committee expressed appreciation to Metro for considering the needs of seniors and people with disabilities when prioritizing bus stop improvements. Concerns were expressed by the committee regarding the potential impacts to seniors of the proposal to make stops ADA compliant by reducing bench space. Suggestions included expending the funding to add benches to locations where they don't yet exist, to extend the paved landing area to accommodate wheelchairs, to extend the roof of the shelters to create more protected space for wheelchairs on the other side of the support post, and/or to replace the bench seats lost with fold down seating. Members also requested that when more funding is available, the priority list for improvements to the bus stop include following locations: the stop(s) used by people leaving Watsonville Hospital; and the outbound stop on Capitola Road at Jose Avenue that serves the Santa Cruz Health Center, public housing and the park. Attendees also wondered whether exemptions were possible to the Caltrans Standards in the City of Watsonville in order to avoid a full bus stop makeover and enable Metro to make a greater quantity of less costly improvements.

Karena Pushnik requested that Metro supply the E&D TAC with a list of all stops and the proposed improvements before the next meeting. She also requested that any observations by Metro staff doing field work about the condition of adjacent pedestrian facilities to bus stops be forward to the Pedestrian Safety Work Group (via email to Karena), since access to the stops will help remove barriers to use.

14. Receive Status Report about Mobility Outreach and Education and Agricultural Worker Transportation Programs – Community Bridges staff

Catherine Patterson Valdez presented her report about Community Bridges' Mobility Outreach and Education and Agricultural Worker Transportation Programs. She said that there was interest in a Mobility Center to consolidate and disseminate transportation information and possible locations for the center were discussed. Catherine said that this project is still eligible for federal Section 5317 capitol funding; however there is neither staff nor matching funding available for her to pursue this project at this time. She said that they will revisit this in the future and keep it on the unmet needs list.

Catherine visited farm day laborers who voiced concerns about feeder buses. Even though laborers could travel from their homes to the feeder buses that would then take them to work sites, they were worried that workers coming in from Greenfield and Kings County to Santa Cruz County to work could cause them to lose their jobs to out of area workers. The Association for Monterey Bay Area Governments (AMBAG) will be the lead to bring Agricultural Worker vans to this area, if feasible.

John Daugherty suggested that due to the remaining items on the agenda that the meeting time be extended.

Action: The motion (Berkowitz/Shevlin) to extend the meeting to 4:00 pm.

15. Receive Update about 2-1-1 System – E&D TAC Representative

Catherine Patterson Valdez is the E&D TAC representative to the United Way's 2-1-1 Steering committee. She gave a brief presentation regarding her attendance at a kick-off meeting for the committee. The goal of this committee is to identify resources throughout the county so that when calls come into the 2-1-1 center, accurate information is provided to the caller to assist with any issue they might have.

Karena Pushnik told members that 2-1-1 is operational and has started providing one-on-one call-in service with operators based in San Francisco. The transportation database used by the center was supplied in the packet and appears to be missing many of the key specialized transportation providers. Karena said that the RTC is in process of updating the *Guide to Specialized Transportation for Seniors and People with Disabilities* and suggested that once the new version is available that it be provided to 2-1-1 as an additional resource for specific transportation questions.

Catherine told members that 2-1-1 still needs volunteers to help staff in emergencies and that they could call Robert Hallbaur at 227-8544 for training and instructions.

Lisa Berkowitz suggested that members test the system by calling and asking a question of the center to see if accurate information is supplied by the operators.

16. Brainstorm Strategies to Publicize Bus and ParaCruz service to the County Fair held September 14-19 – E&D TAC Chair

Maria Boyce from Metro said that there would be transportation to the Santa Cruz County Fair available for 3 days from the Watsonville Metro Station on the 14th, 18th and 19th of September. She noted that the route will be an extension of the 79 with the same stops, but would have a specific sign stating "Fair" or something similar. Ciro mentioned that ParaCruz will also be running during those days complementary to the fixed route service. Maria said that notification about service to the County Fair would be available via flyers and on the Metro website. Members suggested that notification could be made through the media, to schools and senior centers and through mass email. Karena suggested that the information come to her so that she could send it out to other groups and committees for them to share as well.

Due to the length of this meeting the following, Items 17, 18, and 19, will be deferred to the December meeting of the E&D TAC.

17. Discuss Strategies to Advocate for Bus Service to La Posada/Dominican Rehabilitation Services along Frederick St Given the Current Decreased Revenues and Service Cuts

18. Receive Pedestrian Safety Work Group Update – Work Group Representative

19. Receive status report about updated Guide for Specialized Transportation – RTC Staff

20. Select Alternate Time for December Meeting (3:00 to 5:00 or 2:30 to 4:30)

Chair Daugherty made a recommendation to hold the December meeting from 2:30 to 4:30 which was acceptable to all members present.

21. Adjourn – 4:00pm

Prepared by: Cathy Judd, SCCRTC Staff

5-6

**SANTA CRUZ COUNTY REGIONAL TRANSPORTATION COMMISSION
TDA REVENUE REPORT
FY10-11
REVISED 11/15/10**

MONTH	FY09-10 ACTUAL REVENUE	FY10-11 ESTIMATE REVENUE	FY10-11 ACTUAL REVENUE	DIFFERENCE	DIFFERENCE AS % OF PROJECTION	CUMULATIVE % OF ACTUAL TO PROJECTION
JULY	454,800	410,500	410,500	0	0.00%	100.00%
AUGUST	539,000	539,000	547,300	8,300	1.54%	100.87%
SEPTEMBER	719,093	719,093	819,955	100,862	14.03%	106.54%
OCTOBER	490,500	490,500	458,300	-32,200	-6.56%	103.56%
NOVEMBER	555,900	555,900	611,000	55,100	9.91%	104.86%
DECEMBER	625,785	625,785				
JANUARY	465,300	465,300				
FEBRUARY	620,400	620,400				
MARCH	607,400	607,401				
APRIL	385,100	385,100				
MAY	562,700	562,700				
JUNE	605,859	605,859				
TOTAL	6,631,837	6,587,538	2,847,055	132,062	2.00%	43%

Note:

S:\RTC\TC2010\TC1210\FY10-11 TDA Revised.xls\FY10-11revised

6-1

A

OMHA

SECRET

SECRET

SECRET

SECRET

SECRET

SECRET

SECRET

SECRET



*Santa Cruz County Regional Transportation Commission
1523 Pacific Avenue, Santa Cruz, CA 95060
phone (831) 460-3200 ~ fax (831) 460-3215
email: info@sccrtc.org; website: www.sccrtc.org*

RTC Meeting Highlights

November 4, 2010

Rideshare Week prizes awarded:

The RTC selected Bill Eppler of Community Bridges as the Grand Prize winner of this year's Rideshare Week. For the last ten years, Bill's daily commute has consisted of riding his bike one mile to the downtown transit station, loading his bike on the bus racks, riding the bus to mid-county, then riding his bike to work. Bill selected a new iPad from the grand prize options which also included a stay at Spanish Bay, a bike and accessories, an iPad or a netbook computer. The RTC co-sponsors Rideshare week with the Association of Monterey Bay Area Governments (AMBAG) and San Benito Rideshare and is funded in part by the Monterey Bay Unified Air Pollution Control District (MBUAPCD).

STARS Technical Advisory Committee (TAC) to release credits manual:

The RTC has been involved in the development of an innovative transportation rating system called the Sustainable Transportation Access Rating System (STARS) which will do for transportation projects what the LEED program has done for building projects – provide a voluntary scoring framework to encourage design and construction of more sustainable structures over the life cycle of a project. A local review committee recently completed a review of the first 12 credits under development including an application manual. The STARS Pilot Project Manual for application of the twelve credits will be released early next year.

An interview between the RTC and STARS lead developer Peter Hurley will be aired on Community TV over the next month.

Transportation Development Act (TDA) Claim for the City of Santa Cruz approved:

The RTC approved an Article 8 TDA claim for bike and pedestrian improvement projects for the City of Santa Cruz. The allocation will be used for a \$10,000 bikeway striping and minor improvements project, \$1,000 for the bicycle parking program, \$50,000 for the Laurel Street pedestrian crossing and \$50,000 for the Mission Street Extension bike-pedestrian path revision. Both the RTC's Bicycle Committee and Elderly & Disabled Transportation Advisory Committee recommended approval of the project funding. .

FY10-11 Budget and Work Program amended:

The RTC approved a balanced budget and work program which was amended to include carryover revenues from FY 09-10; an additional \$150,000 in State Transportation Improvement funds for planning, programming and monitoring; an additional \$250,000 in Coastal Conservancy fund for the Monterey Bay Scenic Sanctuary network planning; and additional funds for the construction of the Highway 1 Auxiliary Lanes project.

December 2, 2010

Status report on local ARRA funded projects provided:

Last year the RTC secured and awarded \$12 million in federal American Recovery and Reinvestment Act (ARRA) funds for local transportation projects, including \$11 million to repair more than 50 roadways in the community. Project sponsors have finished construction on almost all of these projects, which have helped provide and preserve jobs, in addition to addressing a portion of the massive backlog in local transportation maintenance and improvement needs.

Sustainable Transportation Access Rating System (STARS) Pilot Project Application Manual received:

After nearly a year of collaboration between the RTC's STARS Technical Advisory Committee, the Sustainable Transportation Council and RTC staff, the *STARS Pilot Project Application Manual* was received by the RTC. The manual includes twelve credits developed for potential application to the Highway 1 HOV Lanes project.

STARS is a non-traditional approach to planning transportation projects much like the LEED green building rating system. The primary goals are to improve access for all people, maximize cost effectiveness, and cut transportation climate pollution and energy use. The RTC will consider next steps in applying STARS credits to the HOV Lanes project which would allow it to be designated a STARS Certified Pilot Project.

Monterey Bay Area Blueprint Plan presentation:

The RTC received a presentation from the Association of Monterey Bay Area Governments (AMBAG) regarding the draft document titled *2035 Monterey Bay Regional Blueprint: Envisioning the Monterey Bay Area*. This document describes how communities in the Monterey Bay Area might grow in a more sustainable fashion over the next 25 years. The Blueprint document lays the foundation for the Senate Bill 375 mandated Sustainable Communities Strategy for achieving regional greenhouse gas emissions targets. Comments on the draft document (available at <http://www.ambag.org/programs/blueprint/blueprint/index.html>) will be accepted until December 15, 2010.

Volunteer Center of Santa Cruz County
Transportation Program - TDA funding

	<u>Santa Cruz</u>	<u>San Lorenzo Valey</u>	<u>Watsonville</u>	1st Qtr. 2010-2011 <u>Totals</u>	1st Qt. totla <u>FY09-10</u>
Volunteers	27	14	10	51	60
Unduplicated Clients	54	68	14	136	140
Total Rides	684	321	54	1059	1317
				0	
Ride Requests unable to fill	27	12	1	40	53
				0	
Unfilled requests referred other agencies	3	3	1	7	12
				0	
Requests cancelled by client	55	6	2	63	88
				0	
<u>Trip destinations</u>				0	
Physician	260	100	15	375	435
Shopping & bank	64	64	3	131	176
Stroke Center	0	0	0	0	4
Hospitals and therapy	0	2	5	7	41
Convelescent homes	0	0	4	4	0
Doran Low Vision Center	0	0	0	0	12
Clinishare Dialysis	0	0	0	0	0
Other	11	6	5	22	56
Total	335	172	32	539	724
 <u>Avg ride length (YTD)</u>	 16.5				
 <u>Total Miles driven (YTD)</u>	 17,474				
 <u>Total Reimbursement (YTD)</u>	 \$502				



9a-1

	Total FY10-11	%
<u>Client Jurisdictions</u>		
Santa Cruz City	23	11%
Scotts Valley City	29	14%
San Lorenzo Valley	39	19%
Capitola City	10	5%
Watsonville City	78	38%
Midcounty Unincorporated	20	10%
South County	3	1%
Out of County	0	0%
Unknown	5	2%
Total Clients (unduplicated)	207	100%

<u>Origin of Ride by Jurisdiction</u>		
Santa Cruz City	169	28%
Scotts Valley City	71	12%
San Lorenzo Valley	102	17%
Capitola City	71	12%
Watsonville City	12	2%
Midcounty Unincorporated	113	19%
South County	58	10%
Out of County	0	0%
Total	596	100%

**D. Transportation:
Making a Difference:**

"I wanted to say a special thank you to the woman who handles the transportation desk for a referral. Not knowing how to go about recruiting some rides monthly to non-essential places, but essential for my mental health, she mentioned the senior network. I did not know about them, but now I do and want to thank her. I am so glad to know that there are so many services for the stage of life that I am just now entering at 58 with arthritis. Thank you at the Volunteer Center for that little extra help." Linda.

We had several wonderful comments from clients who deeply appreciate our transportation services. Stella, a long-time client with the program told us that she is 88 years old and lives alone, so finding transportation was a constant source of stress. She really appreciates the transportation service and her driver, Kenneth, who she calls a great friend. After a period of not using the transportation program, we reconnected and she told us, "I never expected to get such quick service! I called and had a ride scheduled the same day! It's great to be reunited with (my driver), Kenneth; he's a good friend of mine. I'm 88 and I live alone—it's a big stress to find a ride. I love you guys—thank you so much. I will be calling again soon!" Stella

	This Quarter	YTD	Goal For Year	% of Goal To Date	YTD Prior Year
ABOUT VOLUNTEERS:					
Total Volunteers:	51	51			66
Santa Cruz Volunteers:	27	27			38
SLV Volunteers:	14	14			15
Watsonville Vols:	10	10			13
Total Volunteer Hours:	2,057	2,057			2,296
ABOUT CLIENTS:					
Total Clients:	136	136	250	54%	150
Santa Cruz Clients:	54	54	100	54%	71
SLV Clients:	68	68	90	76%	66
Watsonville Clients:	14	14	60	23%	13
KEY SERVICE INDICATORS					
Total Rides:	1,059	1,059	5,500	19%	1,184
Santa Cruz Rides:	684	684	2,800	24%	854
SLV Rides:	321	321	1,700	20%	278
Watsonville Rides:	54	54	1,000	5%	52
Outcome Measures:					
Recruit and retain volunteers to provide 5,500 rides to essential destinations for 250 low income seniors and people with disabilities that have no other means of transportation.					
	1,059	1,059	5,500	19%	1,184
97% of requests for rides are filled.	96%	96%	97%	98%	98%

85% of rides are to obtain food
or medical treatment essential to
maintaining independent living.

91%

91%

85%

107%

85%

DEMOGRAPHICS: YEAR TO DATE

Ethnicity	Vols#	%	Clients#	%	Target %	Jurisdiction	Vols#	%	Clients#	%
Asian			1	1	4	Santa Cruz City	16	31	23	17
AfricanAmer			1	1	1	Scotts Valley City	3	6	29	21
Caucasian	35	68	102	74	82	San Lorenzo Valley	12	23	39	29
Latino	7	14	12	9	10	Capitola City	2	4	10	7
Nat Amer					1	Watsonville City	5	10	7	5
Pac Island						Mid County Uninc.	8	16	20	15
Other			2	1		So. County Uninc.	3	6	3	2
Declined	8	16	9	7		No. County Uninc.				
Unknown	1	2	9	7		Out of County	1	2		
						Unknown	1	2	5	4
Total	51	100	136	100	100	Total	51	100	136	100

Santa Cruz Center:

We are slightly below goal in the number of rides for this quarter due in part by a temporary shortage of drivers during the month of September. Seven drivers were unavailable to take rides. We are now back on track and expect to exceed our goal by year's end. Staffing has been a challenge this quarter with the illness of the program coordinator Maria Norena from the Santa Cruz office and a new hire for the Watsonville office. Rising to the challenge Angela Vestal has done an excellent job in filling some of the gaps in the Santa Cruz office. We have hired Laney Rupp to fill the South County coordinator position and she also is doing an excellent job, focusing on client and driver recruitment.

San Lorenzo Valley Center:

We are on target to reach our goals. Our Volunteers are a success story every day. When talking to our volunteers we begin to realize how what they do is, "So Much More Than A Ride". If we want to know that our program is making an impact in the community, you need only ask our clients. They say that our Volunteers not only make it possible for them to get the medical attention they need, or food to keep them healthy, but that even more important is being able to socialize and feel like they are still apart of the community.

Watsonville Center:

We are below goals for this quarter; numbers were particularly low because the office was under staffed during the months of July and August. September numbers were significantly stronger, suggesting that numbers should increase next quarter. Over the past month, volunteers and staff have been calling existing clients to reconnect them with the program and build up our client base. Additionally, we have been expanding and diversifying outreach efforts to reach new clients and volunteer drivers in person and online.

Finding volunteers to assist the transportation program as dispatchers was a challenge initially. We have been able to recruit more volunteers to support the program since staffing was completed. In terms of driver recruitment, we worked with a driver who specializes in marketing to develop a new driver recruitment flier. We then sent out a mailing to existing drivers we have on file, asking for their support in recruiting friends and colleagues who might be interested in driving with the program. Additionally, we began diversifying driver and client recruitment

efforts by posting the driving volunteer opportunity online, via Craigslist in the Volunteer and Rideshare categories. This led to the successful recruitment of new clients and one new driver. We completed outreach to the Watsonville Senior Center, provided complete brochures, program rules and program information/talking points to Senior Network Services and the Corralitos Women's Club. Finally, we brought outreach and recruitment materials to several non-profit agencies during volunteer referral meetings.

We have updated, organized, and streamlined procedures for recording ride requests and keeping track of client/volunteer statistics. Additionally, we developed a complete, comprehensive and standard list of program rules and created a volunteer dispatcher training sheet to have a consistent, standard procedure for responding to client needs and making sure we keep accurate records of our services.

11

2A9

PROGRAM REPORT to BOARD of DIRECTORS

Program Name: LIFT LINE / CTSA

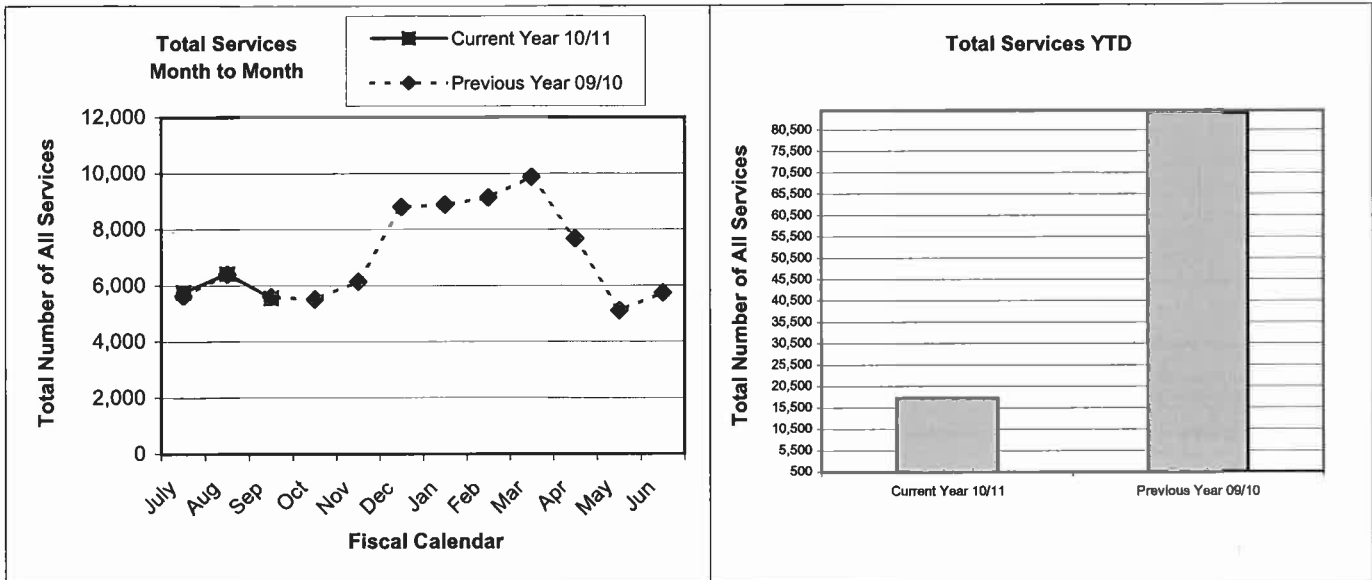
Date Prepared: November 16, 2010

LIFT LINE

THE CONSOLIDATED TRANSPORTATION SERVICES AGENCY FOR SANTA CRUZ COUNTY

A. Services:

Total number of all services	Fiscal Calendar	July	Aug	Sep	Oct	Nov	Dec	Jan	Feb	Mar	Apr	May	Jun	YTD
Current Year 10/11		5,767	6,414	5,557										17,738
Previous Year 09/10		5,632	6,392	5,593	5,517	6,147	8,800	8,886	9,129	9,863	7,668	5,097	5,725	84,449



2010-2011 Volunteers Report:

Fiscal Calendar (10-11)	July	Aug	Sep	Oct	Nov	Dec	Jan	Feb	Mar	Apr	May	Jun	YTD
Number of Duplicated Volunteers	5	6	5										16
Number of Unduplicated Volunteers	5	6	5										16
Number of Volunteered Hours	177	154	233										564

B. Accomplishments:

Lift line operations have moved the majority of our fleet to 240 Ford St. in Watsonville we currently have a three year contract; we will continue to secure funding and looking into moving into a location for all of the Lift Line dispatch/scheduling and management at the end of this contract. At this time it would not be cost effective to move our IT server system to the new site. Kirk Ance, fleet manager/driver supervisor has been working on upgrading the electrical system to accommodate our vehicle lift and other maintenance equipment. Lift Line has completed our first year of the 5317 grant to provide dialysis clients rides to critical care and transport local veterans to the Monterey Outpatient Clinic we proved 3,513 rides. Currently staff is in negotiations with the UTU local 23.

C. Challenges:

Once again our biggest challenge is getting volunteer drivers to assist with the Out of County (OOC) transportation to the North Bay area. Staff has identified an unmet need with providing specialized transportation for local Veterans to Palo Alto and San Mateo outpatient clinics. Current we are in the process of writing a 5310 mini-grant to obtain two used vehicles and as the CTSA identify the best use of these soon to be acquired vehicles, possibly using these vehicles for the OOC service. Funding cuts are beginning to impact the amount of rides were projecting to provide in our County.

96-1

96-2

SANTA CRUZ METROPOLITAN TRANSIT DISTRICT

DATE: October 22, 2010
TO: Board of Directors
FROM: April Warnock, Paratransit Superintendent
SUBJECT: METRO PARACRUZ OPERATIONS STATUS REPORT

I. RECOMMENDED ACTION

This report is for information only - no action requested

II. SUMMARY OF ISSUES

- METRO ParaCruz is the federally mandated ADA complementary paratransit program of the Transit District, providing shared ride, door-to-door demand-response transportation to customers certified as having disabilities that prevent them from independently using the fixed route bus.
- METRO assumed direct operation of paratransit services November 1, 2004. This service had been delivered under contract since 1992.
- Discussion of ParaCruz Operations Status Report.
- Attachment A: On-time Performance Chart displays the percentage of pick-ups within the "ready window" and a breakdown in 5-minute increments for pick-ups beyond the "ready window". The monthly Customer Service Reports summary is included.
- Attachment B: Report of ParaCruz' operating statistics. Performance Averages and Performance Goals are reflected in the Comparative Operating Statistics Table in order to establish and compare actual performance measures, as performance is a critical indicator as to ParaCruz' efficiency.
- Attachments C, D, E, F, G: ParaCruz Performance Charts display trends in rider-ship and mileage spanning a period of three years. Graph G is a graphical display reporting use of sub-contracted taxi companies for each month.
- Attachment H: Current calendar year's statistical information on the number of ParaCruz in-person eligibility assessments, including a comparison to past years, since implementation in August of 2002.

9c-1

5-4.1

III. DISCUSSION

While August 2010 ParaCruz rides rose by 295 rides from August 2009, the number of rides dropped by 248 rides from July, 2010, an action that is consistent with the yearly trend.

Call Center statistics reflect that we experienced problems with the phone system attributed to wiring issues that have been identified. Corrective measures are underway that will alleviate the issue and improve the system's performance.

IV. FINANCIAL CONSIDERATIONS

NONE

V. ATTACHMENTS

- Attachment A:** ParaCruz On-time Performance Charts
- Attachment B:** Comparative Operating Statistics Tables
- Attachment C:** Number of Rides Comparison Chart
- Attachment D:** Shared vs. Total Rides Chart
- Attachment E:** Mileage Comparison Chart
- Attachment F:** Year To Date Mileage Chart
- Attachment G1:** Daily Drivers vs. Subcontractor Rides Charts for July 2010
- Attachment H:** Eligibility Chart

9c-2

Attachment A

Board of Directors
Board Meeting October 22, 2010

ParaCruz On-time Performance Report		
	Aug 2009	Aug 2010
Total pick ups	7062	7357
Percent in "ready window"	96.62%	96.68%
1 to 5 minutes late	1.52% 1.44%	
6 to 10 minutes late	.96% .95%	
11 to 15 minutes late	.47% .48%	
16 to 20 minutes late	.20% .26%	
21 to 25 minutes late	.16% .04%	
26 to 30 minutes late	.04% .07%	
31 to 35 minutes late	.00% .07%	
36 to 40 minutes late	.03% .01%	
41 or more minutes late (excessively late/missed trips)	.00% .00%	
Total beyond "ready window"	3.38%	3.32%

During the month of August 2010, ParaCruz received four (4) Customer Service Reports. Two (2) of the reports were valid complaints. One (1) of the complaints was not valid. One (1) of the reports was a compliment.

9c-3

5-4.a1

Attachment B

Board of Directors
Board Meeting October 22, 2010

Comparative Operating Statistics This Fiscal Year, Last Fiscal Year through August 2010.

	Aug 09	Aug 10	Fiscal 09-10	Fiscal 10-11	Performance Averages	Performance Goals
Requested	745	7610	15,554	15,430	8446	
Performed	7062	7357	14,698	14,962	7839	
Cancel	17.85%	16.85%	17.99%	16.51%	18.33%	
No Shows	3.06%	2.44%	2.66%	2.57%	3.09%	Less than 3%
Total miles	47,143	49,246	96,689	99,404	50,432	
Av trip miles	5.63	5.17	5.38	5.18	5.11	
Within ready window	96.62%	96.68%	95.84%	96.38%	95.43%	92.00% or better
Excessively late/missed trips	1	0	1	6	2.4	Zero (0)
Call center volume	N/A	5747	N/A	11,294	N/A	
Call average seconds to answer	N/A	5 min : 12 secs	N/A	2 min 18 secs	N/A	Less than 2 minutes
Hold times less than 2 minutes	N/A	86.66%	N/A	90.67%	N/A	Greater than 90%
Distinct riders	741	788	983	94	814	
Most frequent rider	46 rides	70 rides	93 rides	122 rides	53 rides	
Shared rides	60.9%	61.3%	61.1%	63.1%	63.38%	Greater than 60%
Passengers per rev hour	2.02	2.07	2.02	2.14	2.20	Greater than 1.6 passengers/hour
Rides by supplemental providers	9.47%	8.25%	8.49%	8.74%	12.52%	No more than 25%
Vendor cost per ride	\$23.87	\$20.22	\$24.26	\$20.83	\$23.14	
ParaCruz driver cost per ride (estimated)	\$24.41	\$27.89	\$23.79	\$27.18	\$24.63	
Rides < 10 miles	66.57%	69.46%	68.38%	69.28%	69.95%	
Rides > 10	33.43%	30.54%	31.62%	30.72%	30.05%	

5-4.b1

9c-4

SANTA CRUZ METROPOLITAN TRANSIT DISTRICT

DATE: November 19, 2010
TO: Board of Directors
FROM: April Warnock, Paratransit Superintendent
SUBJECT: METRO PARACRUZ OPERATIONS STATUS REPORT

I. RECOMMENDED ACTION

This report is for information only - no action requested

II. SUMMARY OF ISSUES

- METRO ParaCruz is the federally mandated ADA complementary paratransit program of the Transit District, providing shared ride, door-to-door demand-response transportation to customers certified as having disabilities that prevent them from independently using the fixed route bus.
- METRO assumed direct operation of paratransit services November 1, 2004. This service had been delivered under contract since 1992.
- Discussion of ParaCruz Operations Status Report.
- Attachment A: On-time Performance Chart displays the percentage of pick-ups within the "ready window" and a breakdown in 5-minute increments for pick-ups beyond the "ready window". The monthly Customer Service Reports summary is included.
- Attachment B: Report of ParaCruz' operating statistics. Performance Averages and Performance Goals are reflected in the Comparative Operating Statistics Table in order to establish and compare actual performance measures, as performance is a critical indicator as to ParaCruz' efficiency.
- Attachments C, D, E, F, G: ParaCruz Performance Charts display trends in rider-ship and mileage spanning a period of three years. Graph G is a graphical display reporting use of sub-contracted taxi companies for each month.
- Attachment H: Current calendar year's statistical information on the number of ParaCruz in-person eligibility assessments, including a comparison to past years, since implementation in August of 2002.

III. DISCUSSION

In September 2010 ParaCruz rides rose dramatically by 1151 rides from August 2010. This increase is consistent with the yearly trends, due to Cabrillo College being in session. The number of rides increased by 144 rides from September 2009. The last two months statistics show a slow and steady growth in the number of rides on ParaCruz.

Call Center statistics reflect that we experienced problems with the phone system attributed to wiring issues that have been identified. Corrective measures are underway that will alleviate the issue and improve the system's performance.

IV. FINANCIAL CONSIDERATIONS

NONE

V. ATTACHMENTS

- Attachment A:** ParaCruz On-time Performance Charts
- Attachment B:** Comparative Operating Statistics Tables
- Attachment C:** Number of Rides Comparison Chart
- Attachment D:** Shared vs. Total Rides Chart
- Attachment E:** Mileage Comparison Chart
- Attachment F:** Year To Date Mileage Chart
- Attachment G:** Daily Drivers vs. Subcontractor Rides Charts for July 2010
- Attachment H:** Eligibility Chart

9c-6

Attachment A

Board of Directors

Board Meeting November 19, 2010

ParaCruz On-time Performance Report		
	Sept 2009	Sept 2010
Total pick ups	8364	8508
Percent in "ready window"	95.36%	96.65%
1 to 5 minutes late	1.88%	1.47%
6 to 10 minutes late	1.22%	.82%
11 to 15 minutes late	.78%	.55%
16 to 20 minutes late	.35%	.19%
21 to 25 minutes late	.16%	.11%
26 to 30 minutes late	.13%	.15%
31 to 35 minutes late	.06%	.02%
36 to 40 minutes late	.06%	.01%
41 or more minutes late (excessively late/missed trips)	.01%	.02%
Total beyond "ready window"	4.641%	3.35%

During the month of September 2010, ParaCruz received two (2) Customer Service Reports. Two (2) of the reports were valid complaints.

ATTACHMENT A

5-4.a1

9c-7

Attachment B

Board of Directors
Board Meeting November 19, 2010

Comparative Operating Statistics This Fiscal Year, Last Fiscal Year through September 2010.

	Sept 09	Sept 10	Fiscal 09-10	Fiscal 10-11	Performance Averages	Performance Goals
Requested	8830	8875	24,686	24,305	8449	
Performed	8364	8508	23,343	23,467	7851	
Cancel	16.18%	16.52%	17.32%	16.52%	18.36%	
No Shows	3.34%	1.93%	2.90%	2.33%	2.97%	Less than 3%
Total miles	53,020	54,834	151,663	154,075	50,583	
Av trip miles	5.16	4.81	5.23	5.03	5.08	
Within ready window	95.36%	96.65%	95.69%	96.35%	95.54%	92.00% or better
Excessively late/missed trips	1	2	2	8	2.5	Zero (0)
Call center volume	N/A	6640	N/A	17,345	N/A	
Call average seconds to answer	N/A	3 min 12 secs	N/A	2 min 45 secs	N/A	Less than 2 minutes
Hold times less than 2 minutes	N/A	94.14%	N/A	92.41%	N/A	Greater than 90%
Distinct riders	835	826	1151	1177	813	
Most frequent rider	48 rides	67 rides	140 rides	190 rides	55 rides	
Shared rides	67.1%	69.3%	62.4%	63.4%	63.56%	Greater than 60%
Passengers per rev hour	2.04	2.3	2.02	2.21	2.22	Greater than 1.6 passengers/hour
Rides by supplemental providers	15.11%	9.54%	10.80%	9.03%	12.06%	No more than 25%
Vendor cost per ride	\$21.42	\$21.65	\$23.42	\$21.14	\$23.16	
ParaCruz driver cost per ride (estimated)	\$22.85	\$26.86	\$23.45	\$27.06	\$24.6	
Rides < 10 miles	69.73%	68.2%	68.87%	68.9%	69.82%	
Rides > 10	30.27%	31.8%	31.13%	31.1	30.18%	

ATTACHMENT B

5-4.b1

9c-8

SANTA CRUZ METROPOLITAN TRANSIT DISTRICT

DATE: October 20, 2010
TO: METRO Advisory Committee
FROM: Erich R. Friedrich, Jr. Transportation Planner
SUBJECT: SANTA CRUZ METRO & MONTEREY-SALINAS TRANSIT TRANSFER PROCEDURES AND STATISTICS

I. RECOMMENDED ACTION

This report is for informational purposes only. No action is required

II. SUMMARY OF ISSUES

- Santa Cruz METRO and Monterey-Salinas Transit execute a transfer process for riders needing to ride both transit systems in order to fulfill a transit trip.
- From January 2010 to August 2010 there have been 8,668 transfers made from MST to Santa Cruz METRO.
- MST Transfers average 1,084 per month or roughly 36 per day
- MST Transfers account for 0.92% of all Passes and Tickets that Santa Cruz METRO had received from January 2010 to August 2010.

III. DISCUSSION

Santa Cruz METRO and Monterey-Salinas Transit (MST) are partnered together in offering a transfer between each transit system for riders who need to use both systems to complete a transit trip. Currently a Santa Cruz METRO Day Pass is honored onboard an MST bus for the value of an MST North County Zone. Conversely, Santa Cruz METRO accepts an MST transfer for one-way travel. Additionally, riders have to option to pay \$3.25 with a MST Transfer for a Santa Cruz METRO Day Pass. Monthly Passes are not honored by either system, while discounted fares with a valid senior and disabled photo I.D. card are accepted.

In the months of January 2010 to August 2010, Santa Cruz METRO has received 8,668 MST Transfers. The amount of Santa Cruz METRO Day Passes used onboard MST is unknown at this time because Santa Cruz METRO staff does not have access to that information as it is kept with MST. Over this eight (8) month span, MST transfers averaged 1,087 per month or roughly 36 per day.

MST Transfers account for 0.92% of all Passes and Tickets collected by Santa Cruz METRO. Attachment A displays these figures, showing the total amount of MST Transfers by month and the percentage of all Passes and Tickets that MST transfers account for.

QC-9

IV. FINANCIAL CONSIDERATIONS

Any farebox revenue received by upgrading an MST Transfer to a Santa Cruz METRO Day Pass is retained by Santa Cruz METRO.

V. ATTACHMENTS

Attachment A: MST Transfers from January to August 2010

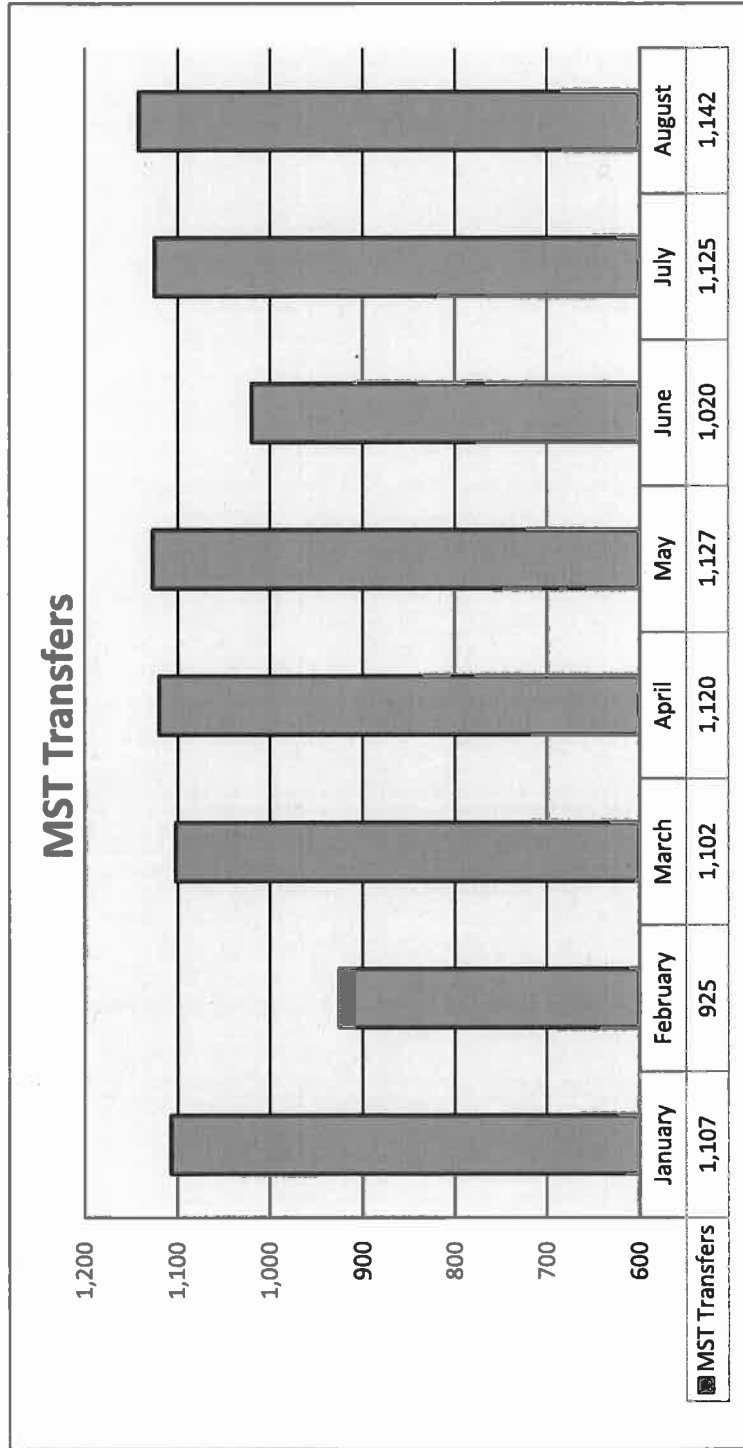
Prepared By: Erich R. Friedrich, Jr. Transportation Planner
Date Prepared: October 11, 2010

9c-10

MST Transfers from January to August 2010

MST Transfers	
Month	MST
January	1,107
February	925
March	1,102
April	1,120
May	1,127
June	1,020
July	1,125
August	1,142
Total	8,668
Monthly Avg.	1,084

Passes and Tickets		
Month	P&T	% of MST
January	104,089	1.06%
February	108,540	0.85%
March	123,237	0.89%
April	121,253	0.92%
May	126,662	0.89%
June	118,479	0.86%
July	121,660	0.92%
August	118,848	0.96%
Total	942,768	0.92%
Monthly Avg.	117,846	0.92%



9C-12

Karena Pushnik

From: Karena Pushnik
Sent: Friday, October 29, 2010 7:32 PM
To: Karena Pushnik
Subject: FW: Bus Stop Improvement Lists
Attachments: SHORT_Final_List_2010w Budget.pdf

Hello E&D TAC -

At your last meeting, Santa Cruz Metro staff discussed the plan for finalizing the Bus Stop Improvement list. Attached is the final draft list of the list of proposed improvements and related construction for the \$500,000 in State Transportation Improvement Program (STIP) funding. In addition, Metro Staff is preparing a list of additional repairs that may be constructed with recycled equipment and funded by Metro in order to make sure that each County district gets the same number of repairs. The list of additional repairs is not yet available.

I heard feedback that the E&D TAC didn't want to schedule a special interim meeting for this item, so the plan/schedule is to review this list at the E&D TAC's December 14 meeting and provide input, if any, to the Metro Board which will take action on the final list at their December 17 meeting. The staff report for the December 17 Metro meeting won't be ready until December 8 or so.

Thank you and let me know if you have questions or comments.

- Karena Pushnik
Senior Transportation Planner/Public Information Coordinator
Santa Cruz County Regional Transportation Commission
1523 Pacific Avenue, Santa Cruz, CA 95060
Ph: 831.460-3210, f: 831.460-3215, www.sccrtc.org

11-1

10/29/2010

Santa Cruz METRO Bus Stop Improvement Project
Recommended Repairs and Improvements—FINAL DRAFT

Recommend- ed by	Stop ID#	Street	Cross Street	Direction	Routes in Use	Explanation of Status	District	Improvements for this funding	Estimated Cost (incl. labor)
EDTAC	2224	Freedom	Roche	out	69WD, 69WE, 72		?	Bench	\$1,500
SCMTD	1916	7th	Brommer	out	66	Needs one new shelter screen	? 1st/3rd boundary	Light	\$3,000
SCMTD	2376	Bay St	High St	in	12, 13, 15, 16N, 16, 19, 19N, 27X	Needs all new shelter screens	? 3rd/5th border	Light	\$3,000
UTU	1664	Ocean	Water	out	04, 09, 17SJ, 31, 32, 35AD, 35AE	pad seems to be on private property. Needs shelter, light (UTU)	? 5th/3rd boundary	Light	\$3,000
UTU	1267	Brommer	17th	out	66	needs shelter, light	1st	Measure. Look into adding shelter	\$8,500
UTU	1269	Brommer	17th	in	66	needs shelter, light	1st	Light	\$3,000
EDTAC	1291	Capitola Rd	Jose	in	69SD, 69SE		1st	Flip seat bench. Light	\$4,000
EDTAC	1299	Capitola Rd	30th	out	69WD, 69WE		1st	Check roof	\$2,000
SCMTD	1301	Capitola Rd	Thompson	out	69WD, 69WE	concrete pad not large enough	1st	Light	\$3,000
UTU	1302	Capitola Rd	41st	out	53, 66, 69WD, 69WE	ready to install. Needs new shelter, light (visibility poor, old wood shelter)	1st	New shelter w/ bench and light	\$9,000
SCMTD	1347	County Hospital	Emeline	out	4, 9	Needs all new shelter screens	1st	Light	\$3,000
SCMTD	1384	Emeline	Sutphen	in	4, 9	County has agreed to encroachment; still working out details	1st	Shelter, bench, light, pad, accessible bus stop	\$45,000
UTU	1571	Highway 17	Pasatiempo	in	17, 35	needs shelter, light	1st	Beacon light	\$3,000
EDTAC	1685	Portola	24th	out	66, 68D		1st	New roof. Light	\$4,000
SCMTD	1688	Portola	30th	out	66, 68D, 68N	needs new upper shelter screens	1st	Light	\$3,000
UTU	1807	Soquel Drive	Mission Dr	in	53, 70, 71SD, 71SE	concrete pad not large enough. Needs shelter, light (UTU)	1st	Light	\$3,000
EDTAC	1809	Soquel Drive	Thurber Lane	in	53, 70, 71SD, 71SE		1st	New roof. Light.	\$4,000

11-2

Santa Cruz METRO Bus Stop Improvement Project
Recommended Repairs and Improvements-FINAL DRAFT

Recommend- ed by	Stop ID#	Street	Cross Street	Direction	Routes in Use	Explanation of Status	District	Improvements for this funding	Estimated Cost (incl. labor)
UTU	1817	Soquel Drive	41st	in	53, 70, 71SD, 71SE	Needs new shelter, light (visibility poor, wood shelter) (UTU)	1st	This stop is conditioned upon redevelopment. Light	\$3,000
SCMTD	1921	7th	Cambria	out	66	Needs one new shelter screen	1st	Light	\$3,000
EDTAC	2173	17th	Matthew	in	66		1st	Light. New shorter bench	\$4,000
UTU	2177	Portola	Corcoran	in	12, 66, 68	Needs shelter, light	1st	Light	\$3,000
SCMTD	2340	Capitola Rd	Foster Ct	in	69SD, 69SE	Needed shelter	1st	Light	\$3,000
EDTAC	2367	Soquel	Chanticleer	out	70, 71WD, 71WE		1st	Light	\$3,000
UTU	2377	Capitola Rd	Clares	in	69SD, 69SE	needs shelter, light	1st	Light	\$3,000
EDTAC	2551	17th	Tremont	out	66		1st	Light	\$3,000
EDTAC	2575	Soquel Drive	Terrace	in	54, 55, 56, 71		1st	New roof, New shorter bench, beacon light	\$5,000
SCMTD	1425	Freedom	Soquel Dr	in	71SD, 71SE	needs all new shelter screens except rear lower	2nd	Light with beacon	\$3,000
SCMTD	1426	Freedom	Aptos Pines MHP	out	71WD, 71WE	needs all new shelter screens	2nd	Light	\$3,000
SCMTD	1428	Freedom	Apto High School	out	71WD, 71WE	needs all new shelter screens	2nd	Light	\$3,000
UTU	1431	Freedom	McDonald	in	71SD, 71SE	no concrete pad. Needs shelter, light	2nd	Rural lighting	\$3,000
UTU	1432	Freedom	McDonald	out	71WD, 71WE	needs serious tree trimming, very poor visibility	2nd	Rural lighting	\$3,000
SCMTD	1433	Freedom	Parkhurst Terrace	in	71SD, 71SE	needs new upper shelter screens	2nd	Rural lighting	\$3,000
SCMTD	1447	Freedom	Corralitos Rd	out	71WD, 71WE, 76	no pad no ramp no curb.	2nd	Light with beacon	\$
UTU	1453	Freedom	Filipino Comm Ctr	out	71WD, 71WE, 76	no pad no ramp no curb. Needs landing, rural lighting (UTU)	2nd	Light	

11-3

Santa Cruz METRO Bus Stop Improvement Project
Recommended Repairs and Improvements—FINAL DRAFT

Recommended by	Stop ID#	Street	Cross Street	Direction	Routes in Use	Explanation of Status	District	Improvements for this funding	Estimated Cost (incl. labor)
UTU	1852	Soquel Drive	Trout Gulch	in	71SD, 71SE	no pad no ramp. Needs shelter, light (UTU)	2nd	Condition this site upon Redevelopment. Add light. Add a no parking zone	\$3,000
SCMTD	2012	Park Ave	Cabrillo	in	54, 55, 69SD	no pad no ramp	2nd	Ask property owners. Light	\$3,000
UTU	2013	Park Ave	#600	in	54, 55, 69SD	no pad no ramp. UTU says unable to view stop	2nd	Light	\$3,000
EDTAC	2280	Seascape	Sumner	out	54, 56		2nd	New shorter bench	\$1,500
SCMTD	2409	Freedom	#2672	in	71SD, 71SE	no pad no ramp	2nd	Light	\$3,000
SCMTD, UTU	2410	Freedom	#2672	out	71WD, 71WE, 76	no pad no ramp no curb, identified by MB for shelter, needs landing (UTU)	2nd	Light	\$3,000
EDTAC	2480	Nielson	Watsonville Hospital	in	69WD, 69WE, 74, 76		2nd	New shorter bench. New roof. Light	\$5,000
SCMTD, UTU	2596	Freedom	#2716	in	71SD, 71SE	identified by MB and UTU for shelter, rural light (UTU)	2nd	Rural light	\$3,000
UTU	2599	Capitola Rd	49th	in	54, 55, 69	needs shelter, light	2nd	Light	\$3,000
EDTAC	2620	Soquel Drive	Heather Terrace	out	54, 55, 56, 71		2nd	New shorter bench. Light	\$4,500
SCMTD, UTU	2643	Freedom	#2716	out	71WD, 71WE, 76	no pad no ramp no curb, identified by MB and UTU for shelter, rural light (UTU)	2nd	Light	\$3,000
EDTAC	2681	Via Pacifica	Cabo Court	out	54, 56	needs red paint, bench	2nd	Bench	\$1,500
EDTAC	1219	721 Bay	Columbia	in	53, 54		3rd	New shorter bench, light	\$4,000
EDTAC	1220	721 Bay	Columbia	out	3, 19		3rd	Light with beacon	\$3,000
SCMTD	1226	Bay St	Mission St	out	19, 41	needs new upper shelter screens	3rd	Light	\$3,000
SCMTD	1227	Bay St	King St	out	12, 13, 15, 16N, 19, 19N	Accessibility by adding passenger pad	3rd	Consider for larger improvement. Space to add shelter and full pad.	\$45,000
BSAC#4, UTU	1590	Laurel	Blackburn	in	12, 15, 16, 40, 41, 42	Lighting	3rd	Light	\$3,000

Santa Cruz METRO Bus Stop Improvement Project
Recommended Repairs and Improvements—FINAL DRAFT

Recommend- ed by	Stop ID#	Street	Cross Street	Direction	Routes in Use	Explanation of Status	District	Improvements for this funding	Estimated Cost (incl. labor)
EDTAC, UTU	1591	Laurel	Center	out	12, 15, 16, 40, 41, 42	Move parking spaces, has no bench (UTU)	3rd	Recommend for larger improvement. Move sign. Add concrete to pad. Add shelter	\$45,000
UTU	1629	Mission	Laurel	in	12, 13, 15, 16, 40, 41, 42	needs shelter, light	3rd	Light	\$3,000
UTU	1658	Murray	Seabright	out	68D, 68N	pad seems to be on private property. Needs shelter, light (UTU)	3rd	Light	\$3,000
EDTAC	1779	2nd	Pacific	in	07, 19		3rd	Drop seating Lighting, signal, curb painting. Look into adding a shelter here.	\$1,500
EDTAC	1783	Soquel	Ocean	out	69WD, 69WE	looks to have enough space for a shelter. Near EDTAC identified site	3rd	LARGER IMPROVEMENT	\$45,000
UTU	1799	Soquel Ave	Park Way	in	66, 69SD, 69SE, 70, 71SD, 71SE	Needs light (no room for shelter, more area needed) (UTU)	3rd	Light	\$3,000
SCMTD	1802	Soquel Ave	La Fonda	out	70, 71WD, 71WE	needs new upper shelter screens	3rd	Light	\$3,000
EDTAC	2422	Grandview	Arroyo Seco	out	3		3rd	New shorter bench	\$1,500
EDTAC	2593	Pacific	2nd	in	3, 19, 20		3rd	Dropseat bench	\$1,500
UTU	2715	Natural Bridges Dr	Mission Ext	In	20	Needed shelter	3rd	Light	\$3,000
UTU	2716	Natural Bridges Dr	Mission Ext	out	20	Needed shelter	3rd	Light	\$3,000
UTU	2717	Natural Bridges Dr	Delaware	out	20	needs shelter, light	3rd	Light	\$3,000
UTU	2718	Natural Bridges Dr	Delaware	in	20	needs shelter, light	3rd	Light	\$3,000
SCMTD	1087	Freedom	Emme	out	71WD, 71WE, 76	concrete pad not large enough	4th	Light	\$3,000
SCMTD	1136	Main St	Rodriguez	out	71WD, 71WE, 75, 91XW	no concrete pad no ramp	4th	Light	\$3,000

11-5

Santa Cruz METRO Bus Stop Improvement Project
Recommended Repairs and Improvements-FINAL DRAFT

Recommend- ed by	Stop ID#	Street	Cross Street	Direction	Routes in Use	Explanation of Status	District	Improvements for this funding	Estimated Cost (incl. labor)
SCMTD	1137	Main St	Auto Center Dr	out	71WD, 71WE, 72, 75, 76	no concrete pad, accessibility by adding passenger pad MB	4th	Light	\$3,000
BSAC#6, SCMTD, UTU	1139	Main St	Pennsylvania	out	69WD, 69WE, 71WD, 71WE, 72, 75, 76, 91XW	5'x10' CALTRANS pad, bench, shelter, encroachment permit, ADA stop OK. Identified as cost prohibitive. Needs shelter, light (UTU)	4th	Replace bench	\$1,500
BSAC, SCMTD, UTU	1141	Main St	Clifford	in	69SD, 69SE, 71SD, 71SE, 72, 75, 76	Accessibility by adding passenger pad, needs shelter, light (UTU)	4th	Light	\$3,000
UTU	1142	Main St	Clifford	out	69WD, 69WE, 71WD, 71WE, 72, 75, 76	needs new roof	4th	Roof repair. Light	\$4,750
SCMTD, UTU	2334	Mark	Arroyo	out	75	Accessibility by adding passenger pad, needs concrete	4th	Light	\$3,000
EDTAC	2467	Freedom	W High	out	71WD, 71WE		4th	Bench	\$1,500
EDTAC, UTU	2469	Main St	5th	out	71WD, 71WE, 75	UTU says: needs shelter, light	4th	Bench	\$1,500
BSAC#1, UTU	2637	Freedom	Crestview	out	69WD, 69WE, 71WD, 71WE	concrete pad not large enough, needs shelter/light (UTU)	4th	Light	\$3,000
EDTAC	2638	Freedom	Crestview	in	69SD, 69SE, 71SD, 71SE		4th	Light	\$3,500
BSAC#5, EDTAC	2691	Main St	Ford	in	71SD, 71SE, 75	concrete pad not large enough	4th	Beacon light	\$3,000
EDTAC	1238	Big Basin	Redwood		35WD, 35WE		5th	Drop seat bench	\$1,500

11-6

Santa Cruz METRO Bus Stop Improvement Project
Recommended Repairs and Improvements—FINAL DRAFT

Recommend- ed by	Stop ID#	Street	Cross Street	Direction	Routes in Use	Explanation of Status	District	Improvements for this funding	Estimated Cost (incl. labor)
SCMTD	1463	Glen Arbor	Quail Hollow	out	35A	no concrete pad	5th	Light	\$3,000
SCMTD	1472	Glen Arbor	Hihn	out	35A	no pad no ramp	5th	New bench	\$1,500
SCMTD	1536	Highway 9	Highlands	in	35WD, 35WE	no bench, no shelter, only has a sign	5th	ITAP list. Light	\$3,000
SCMTD	1537	Highway 9	Highlands	out	35AD, 35AE	no concrete pad, no shelter	5th	ITAP list. Light	\$3,000
SCMTD	1548	Highway 9	California	in	35	no pad no ramp no curb	5th	Light	\$3,000
EDTAC, UTU	1666	Ocean	Hubbard	out	4, 9, 31, 32, 35, 35A	needs shelter, light	5th	Light	\$3,000
EDTAC	2514	Highway 9	Big Basin	in	35WD, 35WE		5th	Bench	\$1,500
UTU	2515	Highway 9	Highway 236	out	35, 35A	Needed shelter	5th	Light	\$3,000
EDTAC	2517	Lockwood Lane	Mount Hermon	out	32		5th	New shorter bench. Replace roof. Remove third party trashcan	\$2,000
UTU, EDTAC	2682	Ocean	Dakota	in	04, 09	Needs shelter, light (space concerns from UTU)	5th	Dropseat bench	\$1,500
SCMTD	2692	SLV High	Highway 9	out	33, 34, 35AD	no shelter, old pad	5th	Light	\$3,000
									\$434,750
								15% construction	
								contingency	\$65,250
								TOTAL ESTIMATED COST	\$500,000

11-7

11-8

Dear Karina,

Attachment 1

Just a note regarding
the bus bench at La Pasada.

The last bus bench located
there was on Galt street.

Probably so not to stop the
flow of traffic on Fredrick
street. The old bench in front
is bad because of the two
entrances across from each other.



The bench on Galt was just
a bench, and quite adequate.

Really much needed. Located
Near the little school. So
we have an old bench we are
pulling out. Just route off of
Seabrite to Gault. Help people
stay off of Soguel.

PS: Over

Sincerely
Patti Shulen

Regarding benches.

So bad we don't have enough
money to make  shaped benches
or  shaped benches. With parts
cut off.

Thank you
for all you do. —

TO: Bicycle Committee
Elderly/Disabled Transportation Advisory Committee

FROM: Rachel Moriconi, Senior Transportation Planner

REGARDING: 2011 State and Federal Legislative Programs

RECOMMENDATIONS

Staff recommends that the Bicycle Committee and Elderly/Disabled Transportation Advisory Committee:

1. Receive the 2011 State and Federal Legislative Programs (Attachments 1 & 2, respectively);
 2. Inform staff throughout the year of any specific bills the RTC should consider monitoring.
-

BACKGROUND

Every year the Regional Transportation Commission (RTC) adopts a legislative program to guide its support and opposition of state and federal legislative or administrative actions. Working with its legislative assistants and transportation entities statewide, the RTC develops and implements the RTC legislative program, notifying state representatives of the RTC's positions on key issues, and monitoring bills and other federal and state actions that could impact transportation in Santa Cruz County.

DISCUSSION

The adopted 2011 State and Federal Legislative Programs for the RTC are attached (Attachments 1 & 2, respectively). The legislative programs were modified to include input provided by members of the Commission's advisory committees. The 2011 Legislative Programs continue to focus on preserving and increasing funding for transportation projects in Santa Cruz County.

As they are introduced by the legislature, the RTC will monitor specific bills that may impact transportation in Santa Cruz County. **Committee members are encouraged to inform staff throughout the year if there are any specific bills you believe the RTC should monitor.**

SUMMARY

Attached are the RTC's 2011 State and Federal Legislative Programs which guide its support and opposition of state and federal legislative or administrative actions.

Attachments:

1. 2011 State Legislative Program
2. 2011 Federal Legislative Program

12-2



**Santa Cruz County
Regional Transportation Commission
2011 State Legislative Program**

FOCUS AREAS FOR 2011:

1. **Funding Priority Projects:** Seek and preserve funding for priority transportation projects and programs in Santa Cruz County, including:
 - Highway 1 Soquel-Morrissey Auxiliary Lanes
 - Highway 1 HOV Lanes
 - Santa Cruz Branch Rail Line
 - Santa Cruz Metropolitan Transit District projects
 - Local Street and Roadway Preservation
 - Bicycle and Pedestrian facilities
2. **Expand revenue-raising opportunities** and innovative financing options beyond the traditional gas tax.
 - **Sponsor legislation** to authorize Service Authorities for Freeway Emergencies (SAFE), including the RTC, to increase SAFE vehicle registration fees by \$1 in order to support motorist aid programs.
 - **Sponsor legislation** to expand the authority of the RTC and local jurisdictions to increase taxes and fees for transportation projects, including new vehicle registration fees.
3. **Address Air Quality/Climate Change:**
 - Support legislation to provide funding to reduce green house gas emissions, including funds needed to implement SB375 and AB32.
4. **Protect and Augment Transportation Funding:** Pursue policy and/or legislative changes to restore, preserve and augment funding for all modes of transportation:
 - Support legislation and other efforts to provide stable funding for transit, local streets and roads, and State Transportation Improvement Program (STIP) projects – especially in light of potential impacts of Proposition 22 (2010) and Proposition 26 (2010) on the “gas tax swap”. This may include reinstatement of the state sales tax on gasoline (Proposition 42, 2004).
 - Index the gas tax and other revenues to inflation.
 - Seek early allocation of Proposition 1B bonds for projects in Santa Cruz County.
 - Ensure STIP funds are programmed and allocated to regions based on SB 45 formulas and the region’s priorities. Ensure the State Budget allows flexibility to fund transit projects in the STIP.
 - Increase funding for state Safe Routes to Schools, Bicycle Transportation Account and other bicycle and pedestrian programs.
 - Support increased funding for local streets and roads, as highlighted in the statewide Local Streets and Roads Needs Assessment.

General Legislative Platform

1. Preserve Existing Transportation Funding and Formulas.

Preserve and protect against deferral, borrowing or taking of state funding designated for the transportation system. Retain and enhance California's funding formulas based on the increased costs to maintain and address deficiencies to the existing transportation system. Specifically:

- a)** Support legislation and other efforts to ensure stable funding for transit, local streets and roads, and State Transportation Improvement Program (STIP) projects – especially in light of potential impacts of Proposition 22 (2010) and Proposition 26 (2010) on the "gas tax swap". Could include reinstatement of the per gallon excise tax increase or state sales tax on gasoline (Proposition 42, 2004) dedicated to transportation. *(Focus area for 2011)*
- b)** Support early and timely sale of bonds for transportation, including allocation of Proposition 1B and Proposition 116 bond funds for projects in Santa Cruz County. Support extension of legislative deadlines previously established for bond programs to coincide with the state's bonding ability. *(Focus area for 2011)*
- c)** Oppose proposals to shift transportation funds to non-transportation purposes and the State General Fund.
 - Protect existing highway and transit funds, including Highway Users Tax Revenue (gas tax), sales taxes for transportation, Public Transportation Account (PTA) and "spillover" revenues, against suspension, transfer or expenditure for non-transportation uses.
 - Support legislation that expedites repayment of transportation funds previously diverted to the State General Fund.
- d)** Support State Budget Reform that will bring fiscal discipline and predictability to the state budget.
- e)** Ensure that transportation planning funds are available to agencies throughout the year and are not withheld due to delays in enacting the state budget.
- f)** Support the continuation of state transportation funding programs dedicated to projects such as transit, Safe Routes to Schools, Bicycle Transportation Account, paratransit and Freeway Service Patrol.
- g)** STIP Modernization
 - Ensure State Transportation Improvement Program (STIP) funds are equitably programmed and allocated to regions, based on SB 45 (1998) formulas and regions' priorities, which may include local road rehabilitation and transit projects.
 - Ensure the State Budget and STIP Fund Estimate allow flexibility to fund all modes of projects in the STIP; increase flexibility for funding STIP projects, and allow STIP projects to access GARVEE bonds.
 - Ensure that transit projects remain eligible for regional STIP funds, even if the STIP does not include Public Transit Account funds.

2. Support New Transportation Funding. Support countywide and statewide efforts to raise needed funds to maintain and enhance the transportation system, including:

- a)** Increase and index state gas and fuel taxes and other sources of transportation revenues so that transportation revenues keep pace with inflation/increased cost. Dedicate revenues to transportation projects and programs.
- b)** Support efforts to address and expand revenue-raising opportunities and innovative financing options beyond the traditional gas tax, especially in recognition of the fact that vehicle miles traveled increasingly exceed fuel consumption. *(Focus area for 2011)*

12-4

- c) Support the development of a steady stream of new transportation funds dedicated to local road rehabilitation and maintenance, especially for roadways utilized by bicyclists.
- d) Support legislative efforts to expand the authority of the RTC and local jurisdictions to increase taxes and fees for transportation projects, including gas taxes and fees, vehicle registration fees, congestion pricing, and fees relating to the reduction of greenhouse gas emissions. (*Focus area for 2011*)
 - Seek amendment to SB 83 (2009) to ensure all regional transportation agencies, not just Congestion Management Agencies (CMA), are authorized to seek voter approval to increase vehicle registration fees by up to \$10 to fund transportation programs and projects. (*Focus area for 2011*)
 - Support legislation that would allow the County of Santa Cruz to pursue a sales tax measure for transportation improvements.
- e) Work with local elected officials, local agencies and interest groups to address continuing gaps in funding for local transportation projects and pursue new local funding sources.
- f) Support legislation that lowers the voter threshold for local transportation funding measures, including lowering the voter threshold for local transportation sales tax ballot measures from the 2/3 supermajority to a simple majority, 55% or 60% majority vote.
- g) Work to ensure that state transportation programs provide the maximum amount of revenues for the Santa Cruz County region. If special state funding programs are developed, support funding of projects in Santa Cruz County.
- h) Advocate that any new state revenues created for transportation be locally controlled and include safeguards to prevent diversion to the State General Fund.



3. Support Efforts that Improve Government Efficiency and Expedite Project Delivery.

- a) Support organizational reform efforts that streamline and otherwise improve transportation funding, programming or project delivery processes and eliminate unnecessarily and/or duplicative requirements.
- b) Support greater flexibility in contracting methods.
- c) Support initiatives that increase opportunities to trade federal funds for state funds, as currently exists for Santa Cruz County's share of Regional Surface Transportation Program (RSTP) funds.
- d) Grant preaward spending authority for transit projects, especially those funded by STIP.
- e) Support efforts to streamline Project Initiation Documents (PIDs) for projects on the State Route System in order to lower the overall cost of PID development. Oppose efforts to transfer the State costs of PID development and oversight to local entities that take the lead on highway projects. (*Focus area for 2011*)
- f) Oppose unfunded mandates on local and regional government.

4. Air Quality/Climate Change (*Focus area for 2011*)

- a) Support efforts to reduce the number of vehicle miles traveled and encourage smart-growth practices, which also preserve the authority and flexibility of local agencies. Ensure that the region's needs are incorporated in emerging climate change and sustainability

12-5

programs, legislation, and regulations, including meeting the goals of AB 32 – the California Global Warming Solutions Act of 2006, and SB 375.

- b)** Ensure adequate funding is made available to fulfill the requirements of AB 32 and SB 375, including funds for transit, bicycle, pedestrian, and other projects that reduce greenhouse gas emissions and resources to prepare plans in compliance with SB 375.

5. Specifics

a) Transit:

- Support efforts to restore, protect, and enhance funding for public transit, especially in light of AB32 goals to reduce greenhouse gases (GHG).
- Support introduction and passage of legislation designed to preserve and enact additional sources of transit operating and capital assistance, including legislation aimed at reducing greenhouse gas emissions.
- Support funding programs that promote transit-oriented development and transit villages. Ensure that state-supported housing projects near transit facilities provide safe and convenient access for disabled persons to transit and are available to all regions.
- Support measures to allow the use of gas taxes for transit capital purposes, including purchase of rolling stock.
- Support development of the Coast Daylight Train and Transportation Agency for Monterey County's CalTrain extension projects.
- Increase flexibility to use state transit funds on both operations and capital expenses.

b) Transportation for Seniors and People with Disabilities

- Support transportation programs that are beneficial to communities with limited means.
- Increase funding levels for elderly and disabled transportation, including operating and capital funds for ADA paratransit service and vehicles.
- Support continuation of a competitive process, rather than formula distribution, of FTA5310 funds.
- Support funding transportation to dialysis and other medically necessary appointments; support Medicaid funding for transit and paratransit and oppose reductions in Medi-Cal funding for transportation.
- Support funding to ensure universal access, including access for paratransit vehicles within new developments, fully accessible transit stops and safe travel paths (accessible pedestrian facilities, including audible pedestrian signals), especially between senior and/or disabled living areas, medical facilities, educational facilities, employment locations, and bus stops.



c) Bicycling & Walking

- Support legislative initiatives and modifications to the California Vehicle Code that would improve conditions for bicyclists and pedestrians, including safety and access.
 - Support legislation and local ordinances prohibiting parking in designated bicycle lanes, to allow law enforcement to ticket vehicles parked in bicycle lanes even if specific "no parking" signage is absent.
 - Support measures that would require bicycle and pedestrian facilities as a part of newly constructed roads and streets.

- Support increased funding for bicycle and pedestrian projects and programs, including education and awareness programs, the Bicycle Transportation Account, Safe Routes to Schools, Complete Streets programs, audible pedestrian signals, and programs that educate enforcement personnel regarding best practices.
- Support the inclusion and expansion of bicycle education programs (e.g. helmet laws, how to ride safely, etc.) in public and private schools, including high schools.
- Support Incentive Programs for bicycle and pedestrian commuters. Support efforts to extend the transportation fringe benefits in the state tax code to bicycle and pedestrian commuters.



d) Transportation Demand Management/Carpooling:

- Oppose measures to remove existing or restrict future High Occupancy Vehicle lanes.
- Support legislation to provide incentives for both employers and employees, to encourage use of alternatives to driving alone, such as state tax incentives.
- Support efforts to secure new funding for regional rideshare programs.
- Support programs that would provide incentives for students to use transit and support revision of state laws that restrict Community Colleges' ability to implement transportation fees for transit.

e) SAFE Callbox and Freeway Service Patrol

- Support proposals to increase state funding of Freeway Service Patrol programs.
- Support increased flexibility for compatible expenditures of SAFE funds.
- Seek authorization to increase SAFE vehicle registration fees by \$1.00 to fund Freeway Service Patrol and other motorist aid programs. *(Focus area for 2011)*

f) Safety

- Support legislative initiatives to improve safety for motorists, bicyclists and pedestrians.
 - Authorize local jurisdictions to reduce speed limits, based on what that jurisdiction determines is most appropriate for their facility.

6. Coordinate with Local, Regional and State Agencies and Organizations on legislative principles of mutual interest.

Please contact us at 831-460-3200 with any questions about the RTC Legislative Program.

\\Rtcserv2\shared\LEGISLAT\2011\LegProgram2011\StLegAgenda2011Final.doc

12-7

12-8



Santa Cruz County
Regional Transportation Commission
2011 Federal Legislative Program

1. Next Federal Transportation Act: (Focus Area for 2011)

The RTC will work with local entities, regional agencies, the State of California and the Federal Government to advance SCCRTC's Regional Transportation Plan (RTP) policy priorities in development of the next Federal Transportation Act.

- a) Increase funding levels for all modes, as needed to bring transportation infrastructure up to a good state of repair and meet growing transportation needs in Santa Cruz County. Provide sufficient funds to allow agencies in Santa Cruz County to replace crumbling infrastructure, minimize traffic congestion, reduce greenhouse gas emissions, improve safety, and expand travel options available to citizens and visitors. Give top priority to preservation and maintenance of the existing system of roads, highways, bridges, sidewalks, and transit.
- b) Ensure equitable distribution of funds to California and Santa Cruz County, which may include direct subventions to counties and Metropolitan Planning Organizations. Oppose proposals which restrict or otherwise disproportionately direct funds to large metropolitan areas or "megaregions".
- c) Support extension of the Small Transit Intensive Cities Program (STIC).
- d) Support development of new funding mechanisms for transportation to ensure the financial integrity of the Highway Trust Fund and Mass Transportation Account. Given that current per-gallon gasoline fees are insufficient to address transportation infrastructure needs, this may include raising and indexing gas taxes and fees and collecting fees based on vehicle miles traveled.
- e) Streamline project delivery. Support regulations to streamline federal project delivery requirements and integrate planning, project development, review, permitting, and environmental processes to reduce project costs and delays.
- f) Provide procurement preference for building and paving materials that have a lower emissions footprint than conventional materials but demonstrate comparable performance.

2. Maximize Funding for Local Area Projects. Support increased revenues for transportation projects in the Santa Cruz County region. Oppose any efforts to reduce transportation funding to California or the region. Work with congressional representatives to obtain additional funding for Santa Cruz County highway projects, rail corridor, transit operations and capital projects, paratransit service, local streets and roads, and pedestrian and bicycle facilities and programs.

- a) Seek federal funds for high priority projects in Santa Cruz County through the next federal transportation authorization, annual appropriations, stimulus, or other special funding bills or programs. Priority projects include (not shown in priority order):
 - Projects on Highway 1
 - Infrastructure improvements to the Santa Cruz Branch Rail Line
 - Local road repair and sidewalk projects
 - Intelligent Transportation System (ITS)/511 program

- Santa Cruz Metropolitan Transit District's priority transit projects
 - Monterey Bay Sanctuary Scenic Trail (MBSST)
 - Watsonville/Pajaro Rail Station
 - Projects otherwise delayed due to state funding shortfalls
- b) Promote inclusion of funding for transportation infrastructure and transit operations in any new national funding programs, including climate change, cap and trade, economic stimulus, or infrastructure investment legislation. Ensure that those funds are available to deliver state, regional, and local projects. Ensure flexibility to use the funds to accelerate delivery of existing projects.
- c) Support timely annual allocations at the maximum levels allowed for programs authorized by the federal transportation act in order to meet growing transportation needs for local streets and roads, improving transit, relieving traffic congestion, encouraging alternative modes of transportation, and meeting increased paratransit demands. Allow for flexibility to use Federal Transit Administration urban and non-urban funds for both capital and operations.
- d) Oppose unfunded mandates on local and regional governments, in order to reduce project costs and maximize funding for infrastructure projects.
- e) Oppose proposals that would combine Santa Cruz, Watsonville, and Salinas into one urbanized area, given that they are not one continuous urban area, but rather separated by large rural areas. This reclassification could otherwise significantly reduce funding available for transit in the region.

3. Air Quality and Climate Change:

- a) Support federal action on climate change and energy policy and ensure that any legislation to reduce greenhouse gas emissions be structured in such a way as to assist the region and the state in achieving greenhouse gas reduction and mobility goals, not dilute state efforts. Ensure that any new environmental requirements are accompanied by additional funding necessary to implement those requirements.
- b) Support research and development of renewable energy sources that reduce the amount of emissions from the combustion of fossil fuels and support the development of more fuel efficient vehicles.
- c) Support a multi-pronged approach to addressing global warming, including carbon taxes or cap-and-trade systems and direct revenues to transportation projects that reduce reliance on automobiles, including but not limited to public transit, bicycle and pedestrian facilities.

4. Support Legislative and Administrative Proposals to Streamline the Process for Federally Funded Projects.

Support regulations to streamline federal project delivery requirements (including cooperative agreements, pre-award audits, disadvantaged business enterprise regulations and duplicative federal environmental review laws) while maintaining the substance of environmental laws, either through regulatory or statutory changes. Support provisions that better integrate state and federal environmental laws.

5. Support Improved Elderly and Disabled Transportation.

- a) Support increased funding for transportation services for seniors and people with disabilities, including those required by the Americans with Disabilities Act (ADA) and services beyond those required by ADA.

12-10

- b) Support federal rule changes to reimburse non-emergency medical transportation through Medicare as a less costly alternative to ambulances and provide funding for medical dialysis transportation.
- c) Require that all interstate transportation providers comply with ADA provisions, including wheelchair accessibility requirements.

6. Support Simplification and Expansion of Incentive Programs for Bicycle, Pedestrian, and Carpool Commuters and Funding for Improvements. In an effort to reduce congestion, pollution, and wear and tear on roads, expand grant programs to decrease single-occupancy vehicle trips; and expand and simplify transportation fringe benefits in the tax code (Commuter Choice Tax Benefit), including to permanently increase pre-tax transit benefits to at least the level allowed for parking expenses and make it easier for commuters to access the benefits.

7. Freight and Passenger Rail

- a) Support measures that will provide sufficient funding for AMTRAK and facilitate the shared use of tracks by passenger and freight rail.
- b) Support full funding for the combined Federal and State funding program for rail capital projects in which federal funds are used for 80% of the project's cost and state funds for the remaining 20%, as provided for highway capital projects.
- c) Support federal funding for the California High Speed Rail project.
- d) Support the ongoing extension of Section 45G Railroad Track Maintenance Credit that provides 50 percent tax credit to short line railroads conducting qualified railroad track maintenance.
- e) Support funding and incentives for freight and passenger railroad capacity expansion and safety improvement projects.

Please contact us at 831-460-3200 with any questions about the RTC Legislative Program.

\\Rtcserv2\shared\LEGISLAT\2011\LegProgram2011\FedLegAgenda2011final.doc

12-11

12-12

AGENDA: December 14, 2010

TO: Elderly & Disabled Transportation Advisory Committee
FROM: Karena Pushnik, RTC Senior Transportation Planner
RE: Transportation Costs to E&D TAC Meeting

RECOMMENDATION

Consideration and discussion about the components of a travel reimbursement program for citizen members of the E&D TAC.

BACKGROUND

The Elderly & Disabled Transportation Advisory Committee (E&D TAC) is comprised of citizen, social service agency and transportation provider representatives. The optimum situation is a committee with full participation.

DISCUSSION

Generally, representatives from social service agencies and transportation providers participate in E&D TAC activities on paid time and citizen representatives volunteer their time. Serving the community in this capacity is an extremely generous gesture for citizen representatives. However, it has been brought to staff's attention that the costs to attend the meeting is sometimes prohibitive to senior and disabled citizen representatives, many of which are on very fixed incomes.

Staff would like to explore the possibility of requesting from the Regional Transportation Commission reimbursement of transportation costs – either Metro bus or ParaCruz -- to and from the E&D TAC meetings.

Precedence for this occurs at Metro's Advisory Committee. Staff contacted Metro's General Manager, Les White, who also noted that their travel program has encouraged their members to use their services and provide input into the system from the riders perspective.

The first step the development of the program would be presentation of the concept to the RTC's Budget and Administration/Personnel Committee in January with adoption by the full RTC at a subsequent meeting. RTC Staff will bring more considerations to the E&D TAC meeting for discussion.

I:\E&DTAC\2010\1210\TravelReimbursement-E&DDec10.doc

14-1

14-2

Elderly & Disabled Transportation Advisory Committee

DRAFT Meeting Schedule for 2011

*Most meetings held on the 2nd Tuesday of even numbered months
at 1:30 pm in the SCCRTC Conference room,
one meeting held annually in an alternate location

- February 8* Review **Unmet Needs – determine outreach plan**
 Review **Annual Report**
 Review **Preliminary TDA Estimates**, if available
 Solicit **Nominations for Chair/Vice Chair**
- April 11** Review **TDA Claims for Volunteer Center and Community Bridges**
 Re-Review **Unmet Needs**, if meeting at alternate location
 Elect **Chair and Vice Chair**
 Review **Roster/Membership update**
- June 14* Review **Metro's Section 5311 Project Program/Application**
- August 9* Review **RTC's Legislative Report**
- October 11* Review **RTC Website feedback**
- December 13* Review **Local Review Committee for Section 5310 Applications**
 Review **2012 Meeting Schedule**
- As Needed:* Recommend **TDA Claims from local jurisdictions**
 Review **Updates to Guide for Specialization**
 Review **Triennial Performance Audit (every 3 years, next in 2014)**
 Review **Coordinated Plan (update every 4 years, next in ???)**

Parking: There is a parking structure located at the corner of Locust and Cedar. The cost to park in the structure is minimal (\$1 for two hours).

Bus: The Pacific Station MetroCenter, a destination for most buses, is approximately four blocks down Pacific Avenue. The following bus route stops on Cedar Street approximately one block from the office: the 'Route 10 via High' while outbound from the MetroCenter toward UCSC.

16-2