

Measure D Recipient Agency: Community Bridges

Measure D Annual Report Cover Sheet

Fiscal Year 2021/22

Dear Measure D Taxpayer Oversight Committee: Community Bridges-Lift Line is pleased to present the following information demonstrating compliance with the voter-approved Measure D Ordinance, Strategic Implementation Plan (SIP), agreements and guidelines. Collectively they make up the Measure D annual report for recipient agencies.

Measure D Financial Information													
FY21/22 Formula Allocations		\$ 1,074,438.46											
Unspent Prior Year Allocations		\$ 439,657.18											
Interest earned in FY21/22 (including on Unspent Prior Allocations)		\$ 574.68											
Total Measure D Funding Available in FY21/22		\$ 1,514,670.32											
Total Measure D Funds Spent in FY21/22		\$ 824,667.02											
Total Measure D Rollover to FY22/23		\$ 690,003.30											
Maintenance of Effort													
FY21/22 LOCAL funds spent on transportation projects, operations, and/or services (exclude grants and formula state & fed funds - HUTA, TDA, SB1, STA, etc.)		\$ 1,402,312											
Maintenance of Effort Baseline (average amount of <u>local</u> funds spent on transportation projects in 3-5 fiscal years prior to 2017)		\$ 1,396,315											
Measure D Compliance Documents													
Document		Attached (check)											
1. FY21/22 Annual Report Cover Sheet (this document)		x											
2. FY21/22 Audited Financials for Measure D funds (see " Measure D Audit Guidance " for additional information)		x											
3. FY21/22 Expenditure Report Spreadsheet: Shows what Measure D formula funds (direct allocations) were spent on.		x											
a. Leveraged Funds: Were Measure D funds used as grant match or otherwise used to leverage other funds in FY21/22? In addition to showing info on the "Expenditure Report Spreadsheet", summarize below:		\$39,291											
<table border="1"> <thead> <tr> <th>Project</th> <th>Leveraged Funds (\$)</th> <th>Source (e.g. grant name)</th> </tr> </thead> <tbody> <tr> <td>Electric Vehicles</td> <td>\$4,995</td> <td>CARB</td> </tr> <tr> <td>Electric Chargers</td> <td>\$34,296</td> <td>LCTOP</td> </tr> <tr> <td>Total Leveraged funds</td> <td>\$39,291</td> <td></td> </tr> </tbody> </table>	Project		Leveraged Funds (\$)	Source (e.g. grant name)	Electric Vehicles	\$4,995	CARB	Electric Chargers	\$34,296	LCTOP	Total Leveraged funds	\$39,291	
Project	Leveraged Funds (\$)		Source (e.g. grant name)										
Electric Vehicles	\$4,995		CARB										
Electric Chargers	\$34,296		LCTOP										
Total Leveraged funds	\$39,291												
4. Map: Attach or provide web link		x											
5. FY21/22 Performance Measures Report (Measure D Guidelines Attachment B)		x											

6. Maintenance of Effort Compliance Spreadsheet: List of local funds spent on transportation projects through FY21/22 as compared to the 3-5 years prior to FY16/17.	x
a. If FY21/22 Local funds expended were lower than Baseline amount, explain why:	NA
7. Indirect cost allocation plan: Does your agency have an indirect cost allocation plan (ICAP)? <i>(If “no,” Measure D cannot be used for indirect costs)</i> a. Date of most recent ICAP: 5/17/2022, effective 9/30/2022 b. ICAP Rate: 17.058%	Yes – ICR approval letter attached
8. 5-Year Program of Projects (5-Year Plan): <i>Attach list showing planned use Measure D formula funds in the next 5 years.</i>	x
a. Evidence that the 5-year program of projects and subsequent decisions programming & budgeting Measure D funds was approved through a public process. i. Public hearing notice ii. Meeting agendas/staff reports iii. Other meetings where use of Measure D funds discussed	x
b. Date of 5-Year Plan Public Hearing soliciting input on 5-Year Plan <i>(per Article III.A.4.)</i>	Date:5/10/2022
c. Date annual 5-year Plan approved by Governing Board	Date:6/16/2022
9. Complete Streets Compliance <i>(Cities/County only)</i>	NA
10. Annual Report Narrative <i>(may be included in Management & Admin section of audit)</i>	
a. Fund Balances, Carryover Projects, and Description of planned, longer-term and future uses of Measure D revenues, if known. The current fund balance of \$690,003 is accounted for in a dedicated liability ‘deferred revenue’ account. The increase in balance is a result of the delayed facility paving project due to the City of Watsonville permitting.	
b. Future Liabilities: Describe possible liabilities, including information on how future costs for projects not yet completed are anticipated to be funded.	No potential unfunded liabilities are known at this time.
c. Compliance with Applicable Laws: Describe how projects were implemented in compliance with applicable laws, regulations, requirements, standards of practice, guidelines, etc. which are applicable to publicly funded transportation projects are met and adhered to, including requirements of the California Environmental Quality Act (CEQA), state design and procurement requirements, etc.	Yes

Public Outreach/Notification of Use of Measure D Funds	
11. Public Outreach/Process: Describe outreach conducted during the reporting year to inform Santa Cruz County taxpayers as to how your agency is using or plans to use Measure D funds.	x
12. Sample(s) of public outreach on Measure D-funded projects 7/1/21-6/30/22	x
a. Website with Measure D information (attach PDF): Web address: https://communitybridges.org/liftline/ (per Article III.A.7.)	x
b. News Article: Include a copy of or weblink to at least one news article or press release about Measure D-funded projects in the past fiscal year. News release should inform public that project is funded by Measure D. (per Article III.A.8.)	x
c. Signage: Did you display the Measure D logo on signs at construction sites, on vehicles, and/or public education materials/websites? Attach photos if available. The SCRTC requested that all Measure D signage be removed from Vehicles, and buildings during election cycle. Otherwise signage has been posted.	
13. Photos: Attach before/after and construction photos if available of projects/work done in FY21/22.	X
14. Fact Sheets on larger projects: Attach more detailed fact sheet on large projects (includes public information such as project name, description of work to be done, location, project benefits/purpose, schedule, graphics/maps, complete streets components/consistency, total cost & funding, including info on if Measure D was used to leverage other grants/funds).	NA

Contacts

Designated staff available to report on or answer any and all inquiries in regard to Recipient Agency's audit, projects and expenditures, and/or compliance with Measure D before the RTC and/or the Measure D Taxpayer Oversight Committee or RTC advisory committees, as applicable.

Name	Title	Phone/email
Jesus Bojorquez	Program Director/ Administrator	831-688-68840 ext. 241
Douglas Underhill	CFO / Fiscal Administrator	831-688-8840 ext. 276
Raymon Cancino	CEO/ Administrator	831-6888840 ext. 201

General Compliance Reporting:

Confirm completion of the following Measure D Agreement requirements during the reporting year. The RTC shall utilize information from Recipient Recipient - Update all highlighted fields on 3 tabs. Reporting Requirements (Articles from the Master Fund Agreement are referenced as comments)

REPORTING YEAR: FY 21/22

Recipient Agency **Community Bridges Lift Line**

Public Information/ Outreach	Date	Documentation (ex. copy of resolution, minutes, notices, articles, webpage, signage, etc) - please attach.	Comments, additional info. If applicable, briefly explain why publicity requirement was not completed
Date Initial 5-Year Plan Adopted	6/16/2022	1) Att. B1-B2	Public hearing process is overseen by RTC (see row 10) 1) SCRTC 5 year approved resolution. 2) Community Bridges BOD approval
Date of 5-Year Plan Public Hearing	5/10/2022	1) Att. C1 - C3 2) D. Web address 3) Att. D1-D6	Community Bridges-Lift Line (CB-LL) is the only agency receiving a direct allocation of Measure D funds that is not a public agency. Review and approval of the CB-LL Measure D five-year plan will be overseen by the Regional Transportation Commission (RTC). 1) C1 - C3, E&D TAC (RTC) Agenda, item 13 CB-LL 5-Year Plan. 2) D, E&D TAC (RTC) Meeting Packet, https://sccrtc.org/wp-content/uploads/2022/05/01_Agenda-May-Packet.pdf 3) D1-D9, CB-LL Measure D 5-Year Plan/ Public Presentation.
Date of annual audit of Measure D Expenditures		1) Att A1	Community Brodges Lift Line annual finniacial report ended June 30, 2022
News Article		1) F1	
Website with info on Meas. D projects	ongoing	https://communitybridges.org/liftline/	https://sccrtc.org/funding-planning/measured/
Map of Measure D-funded Projects	ongoing	Att H1-H2	H1-Operations Facility Map H2- Measure D Service Area Map
Photos (before/after)	ongoing	1) Att. K1 Att. K2	1) Lift Line Operations Facility Site- Ongoing improvement projects during reporting period, no major work due to city permits still pending. 2) Lift Line invest on obtaining a new scheduling software, and installed vehicle surveillance equiptment on new vehicles.
Signage	ongoing	1) Att. L1-L2 2) Att. L3 3) Att. -L4-L5	1) Lift Line New Operations Facility w/ Measure D Signage. 2) Electric Vehicle Charging Stations w/ Measure D Signage. 3) Measure D signage on Electric Vehicles.

Describe any other public outreach conducted during the reporting year about Measure D	Please see Attachment O1-O6 List of outreach performed during FY21/22, which included Measure D expanded services. See Att. P1-P4 Copy Outreach Material send to Santa Cruz residents and medical facilities by mail.
---	---

Maintenance of Effort

FY21/22 LOCAL funds spent on multimodal local road repairs & maintenance (exclude HUTA, formula state & fed funds, special grants)	\$ 1,402,312	FY21/22 LOCAL funds spent on transportation projects, operations, and/or services (exclude grants and formula state & fed funds - HUTA, TDA, SB1, STA, etc.)
Maintenance of Effort BASELINE (average amount of local funds spent on transportation projects in 3-5 fiscal years prior to 2017)	\$757,521	Pre-Measure D Baseline of average of locally-generated revenues (ex. general funds, sales and property taxes and other fees) and expenditures for transportation purposes in the three to five fiscal years prior to the start of
FY21/22 LOCAL (exclude HUTA, formula state & fed funds) funds BUDGETED on multimodal local road repairs & maintenance	\$ 1,298,171	FY21/22 LOCAL funds projected on transportation projects, operations, and/or services (exclude grants and formula state & fed funds - HUTA, TDA, SB1, STA, etc.)
If FY21/22 local expenditures were lower than the baseline amount, explain why. (e.g. emergencies, extraordinary event - fires, etc) Recipient agencies have up to three fiscal years to meet the adjusted minimum local revenue expenditure requirement.	N/A	
Does your agency have an indirect cost allocation plan?	Yes	If "no", Measure D funds cannot be used for indirect costs.
Cities/County Only: Does your agency have an adopted Complete Streets policy?	Yes/No	If "yes" - when was it adopted? If "no", agency is required to immediately adopt one in order to continue to receive Measure D funds.

Contacts

Administrative officer or designated staff available to report on or answer any and all inquiries in regard to Recipient's receipt, usage, and/or compliance

Name	Title/Measure D tasks	Phone/email
Jesus Bojorquez	Program Director/ Administrator	831-688-8840 ext 241
Douglas Underhill	CFO/Fiscal Administrator	831-688-8840 ext 276
Raymon Cancino	CEO/ Administrator	831-688-8840 Ext.201

MEASURE D EXPENDITURE REPORT - Direct Allocations

Reporting Year **FY21/22**

Recipient Agency **Community Bridges**

		Project Description/Location				Prior Year IV		
#	Project Name	Project Description (may include additional project components, ex. complete streets, traffic calming, crossing improvements, drainage upgrades, etc.)	Location/Limits (if grouped project, list each location/limit)	Work Done in FY21/22	Construction or Implementation schedule	FY21/22 Measure D Expenditures	FY16/17 Measure D Expenditures on this project	FY17/18 Measure D Expenditures
1	Driver 1 (see note below*)	Additional driver to provide expanded hours of paratransit service	Countywide	Ongoing service	Ongoing	\$ 127,340.00		\$125,273.63
2	Driver 2 (see note below*)	Additional driver to provide expanded hours of paratransit service	Countywide	Ongoing service	Ongoing	\$ 127,340.00		\$125,273.63
3	Driver 3 (see note below*)	Part-time Additional driver to provide expanded hours of paratransit service	Countywide	Ongoing service	Ongoing	\$ 27,430.20		\$ -
4	Driver Trainer	To support safety and service training for paratransit drivers	Countywide	Ongoing service	Ongoing	\$ 67,341.76		\$34,476.07
5	Executive Assistant/Dispatcher	To support additional paratransit rides	Countywide	Ongoing service	Ongoing	\$ 47,612.90		\$43,001.52
6	Outreach/Publicity	Materials and videos to promote paratransit ride availability	Countywide	Ongoing service	Ongoing	\$ 8,442.96		\$3,405.37
7	Consultants / Project Managers	Facility project management-architects, environ review, design	Countywide	Ongoing service	Ongoing	\$ 28,050.67		\$ -
8	Operations Facility	Reserve for projected Acquisition, construction and/or renovation expenses	Countywide	Construction	Complete	\$ 391,108.53		\$ -
9	Vehicle Equipment Reserve	Vehicle/ Equipreplacement, matching funds, project procurement and implimentation	Countywide	Ongoing service	Ongoing			\$17,295.00
Total						\$ 824,667.02	\$ -	\$ 348,725

MEASURE D EXPENDITURE REPORT

Measure D Expenditures (if applicable)					Leveraged Funds, if any			Consistency with 5-year plan
#	Project Name	FY18/19 Measure D Expenditures	FY19/20 Measure D Expenditures	FY20/21 Measure D Expenditures	Measure D TOTAL SPENT through reporting year	Leveraged Fund Amounts (grants & other funds where Meas. D used as match)	Leveraged Fund Source(s) Name(s)	Project in approved 5-year plan? (yes/no)
1	Driver 1 (see note below*)	\$124,574.89	\$141,326.52	\$129,240.22	\$ 647,755.26			Yes
2	Driver 2 (see note below*)	\$124,574.89	\$141,326.52	\$129,240.22	\$ 647,755.26			Yes
3	Driver 3 (see note below*)	\$ -	\$ -	\$ -	\$ 27,430.20			Yes
4	Driver Trainer	\$45,690.74	\$48,230.79	\$44,433.95	\$ 240,173.31			Yes
5	Executive Assistant/Dispatcher	\$57,376.27	\$47,300.38	\$43,506.87	\$ 238,797.94			Yes
6	Outreach/Publicity	\$10,165.81	\$8,301.29	\$7,922.57	\$ 38,238.00			Yes
7	Consultants / Project Managers	\$41,153.10	\$96,686.66	\$42,635.01	\$ 208,525.44			Yes
8	Operations Facility	\$599,532.38	\$442,506.06	\$379,379.81	\$ 1,812,526.78			Yes
9	Vehicle Equipment Reserve	\$72,101.64	\$3,824.00	\$42,285.40	\$ 135,506.04	\$ 759,264.59	Caltrans 5310, LCTOP, CARB	Yes
		\$ 1,075,170		\$ 818,644	\$ 3,996,708	\$ 759,265		

Attachment H 1

Map Location of Community Bridges Lift Line Operations Facility, 545 Ohlone Parkway, Watsonville, CA 95076

[\[Zip Code Lookup\]](#)
[\[Reviews\]](#)
[\[Elevation\]](#)
[\[Pictures of places\]](#)
[\[Lat/Long Converter\]](#)
[\[Static Maps\]](#)
[\[Maps\]](#)
[\[Satellite\]](#)
[\[Get GPS coordinates\]](#)
[\[Info from Lat/Long\]](#)
[\[US County lookup\]](#)
[\[Nearby places\]](#)
[\[Get directions -> Address to Lat/Long\]](#)
[\[Decoding\]](#)

Find the GPS coordinates (latitude and longitude) of an address or place
 [Show From To directions form]

Address:

New Pig Misses You

Come Back for Your Free Gift

Free \$25 Coffee Gift Card with \$250 order. Limited time offer. Order today.

[newpig.com](#)

Format

	Latitude, Longitude
Decimal Degrees	36.909074830, -121.772604670
Degrees and decimal minutes	36° 54.544490', -121° 46.356280'
Degrees, minutes and seconds	36° 54' 32.6594" N, 121° 46' 21.3768" W

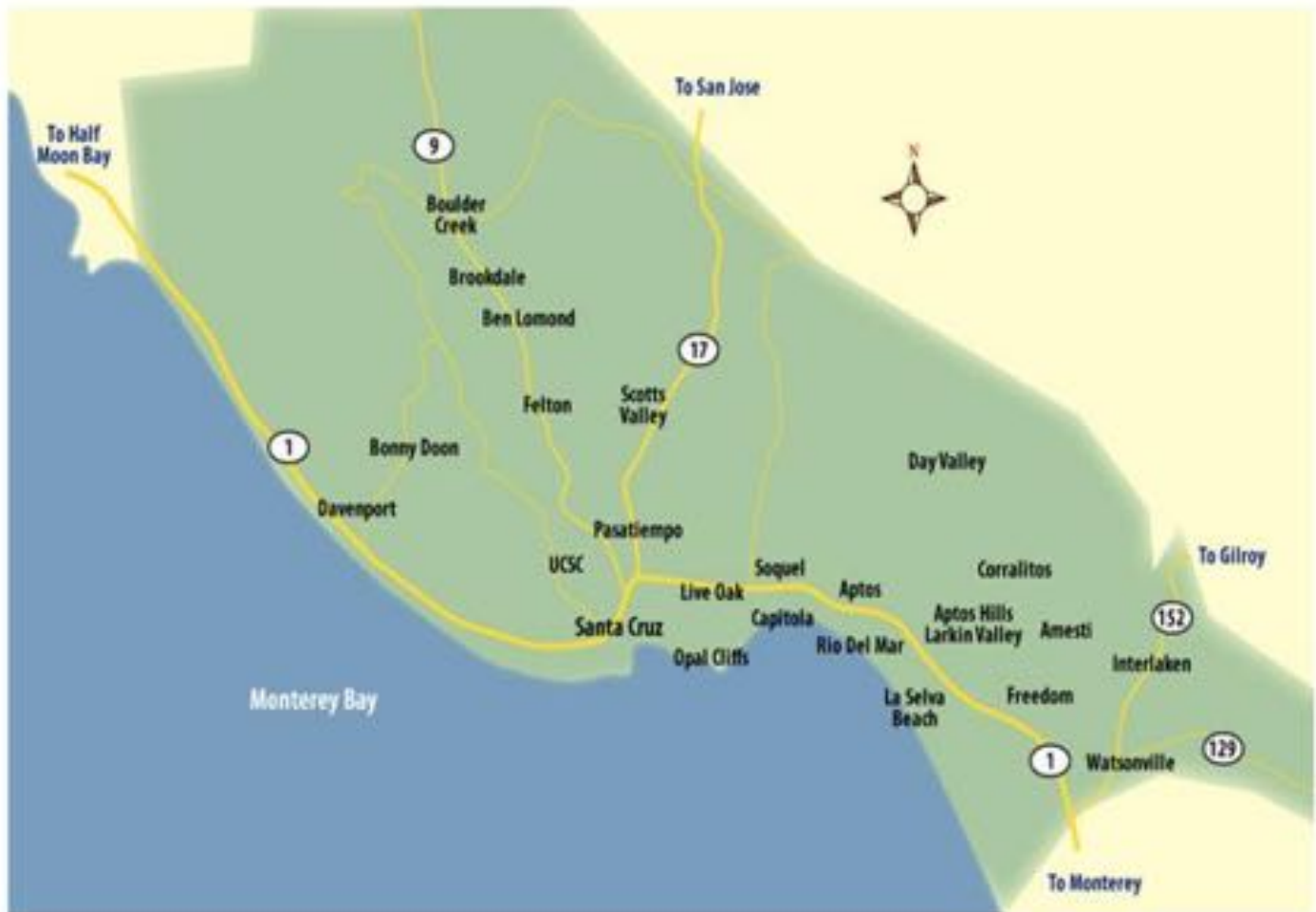
GPS coordinates (latitude/longitude) of places in directions searched recently...



Attachment H 2

Lift Line Provides transportation to qualified Santa Cruz residents within Santa Cruz County with Measure D funds.

SANTA CRUZ COUNTY



Measure D Transportation for Seniors and People with Disabilities Program

Performance Measures

AGENCY:

Community Bridges Lift Line

Direct Allocation recipients are to document the performance and benefits of the projects and programs funded with Measure D funds. The following performance measures are a

Submittal date: 31-Dec-22

Performance Measure	Performance Metric and Standard	Baseline FY 20-21	Current Numbers FY 21-22	(Notes or) Corrective Action (If applicable)
Ridership/Service Utilization				<i>Provide information on why numbers went down</i>
▪ Annual Ridership	Change in annual ridership and passenger trips per revenue vehicle hour and mile and qualitative explanation for possible reasons.	27,952	42,609	The biggest contributing factor as to why rides were increased is due to congregate dining and Elderday sites greatly increasing attendance during the months of July 2021 before reducing attendance on January 2022 through February 2022. Attendance increased again in March 2022 and stayed steady for the remainder of the year. Elderday rides increased from approximately 50 to 90 per day. Meals on Wheels congregate sites reopened in July of 2021.
▪ Passenger trips per vehicle service hour		3.1	3.23	
▪ Passenger trips per revenue vehicle service miles		0.15	0.16	<i>Any agency with significant increase in costs must provide an explanation</i>
Cost Effectiveness				
▪ Operating Cost per Passenger Trip	Maintain operating cost per passenger, per revenue vehicle hour, or per revenue mile; percentage increase less than or equal to inflation as measured by CPI	\$52.08	\$41.55	Wages were increased to attempt to pay livable wages and fuel costs went up, but cost per passenger trip and cost per vehicle service hour was slightly reduced due to the number of rides increasing back towards normal non pandemic levels and additional congregate trips.
▪ Operating Cost per Vehicle Service Hour		\$108.71	\$94.06	
State of Good Repair				<i>Provide information on plan to keep bus and paratransit vehicles in state of good repair.</i>
▪ Average age of bus and paratransit vehicles	Reduce average age of fleet/number of vehicles beyond useful life	4.4 Years	2.3 Years	All vehicles are serviced every 4,000 miles and safety inspections are performed every 90 days. Annual CHP safety and compliance inspections are completed. Fleet age reduced with new vehicles added and oldest ones taken out of service.
▪ Number of vehicles beyond useful life		9, as defined by FTA 5310 Program.	9, as defined by FTA 5310 Program.	All fleet vehicles are in good and safe operating condition, even those that are still in operation past their useful life as defined by FTA.
Service Provision				<i>Any agency not meeting expected performance must provide an explanation and a description of how service provision will be met in the future.</i>
▪ Frequency on major corridors or trunk lines	▪ Maintain or increase frequencies	Lift Line operated up to 8 paratransit vehicles on major corridors daily M-F and 1 vehicle on weekends.	Lift Line operated up to 8 paratransit vehicles on major corridors daily M-F including 2 designated measure D drivers and 1 vehicle on weekends.	Lift Line increased the number of drivers from 6 to 8 when COVID 19 restrictions were lifted. Lift Line continues to follow temperture checks and daily health screenings to all riders.
▪ Service hours/span	▪ Increase service span - goal is 7 days/week, 20 hours per day	7 days per week. 14 additional hours daily five days per week and 7 additional hours Saturday and Sunday.	7 days per week. 14 additional hours daily five days per week and 7 additional hours Saturday and Sunday.	Lift Line is Maintaining the operation of expanded hours.
▪ Revenue hours	▪ Maintain or increase revenue hours	11,920	16,996	

Performance Measure	Performance Metric and Standard	Baseline FY 20-21	Current Numbers FY 21-22	(Notes or) Corrective Action (If applicable)
▪ Revenue miles	▪ Number of routes	164,189 miles	173,626 miles	Lift Line doesn't operate fixed routes. In normal circumstances a full schedule would be 10 drivers per day M-F during this reporting period. Lift Line operate with 8 drivers M-F and 1 driver on weekends. Lift Line is currently in the process of hiring 2 additional drivers.
▪ Service areas	▪ Total service hours	11,920	16,996	Service areas and hours of operations increased in FY2122 due to increasing from 6 to 8 drivers M-F as covid closures ended
Service Operations and Provisions	Track number of seniors or people with disabilities served by program.	Santa Cruz, and selected areas of Santa Clara, Monterey, San Benito, San Mateo, and San Francisco.	Santa Cruz, and selected areas of Santa Clara, Monterey, San Benito, San Mateo, and San Francisco.	<i>Santa Cruz, and selected areas of Santa Clara, Monterey, San Benito, Sab Mateo, and San Francisco.</i>
Number of people served or trips provided to seniors or people with disabilities	▪ Service types such as ADA mandated paratransit, door-to-door service, taxi programs, accessible van service, shuttle service, group trips, travel training, meal delivery, and fixed-route transit	27,952 Paratransit Trips	42,609 Paratransit Trips	Total one way trips went down due to COVID-19 due to congregate sites being reduced or completely shut down at times.
Percent of fixed route service used by seniors and people with disabilities		N/A	N/A	Lift Line Doesn't operate fixed route.
Cost Effectiveness				<i>Any agency with significant increase in costs must provide an explanation</i>
Cost per Trip		\$51.31	\$57.41	Lift Line collects data to determine cost of "Trip per Passenger" therefore "Cost per Trip" and "Cost per Passenger" have the same outcome.
Cost per Passenger	Maintain cost per trip or per passengers			Lift Line is using the "Cost per Trip" option above.
Total Measure D program cost per one-way passenger trip divided by total trips or total passengers during period.		6,906	7,065	Rides increased during FY 2022. congregated sites re open Lift Line continued to provide essential rides to Santa Cruz residents, Lift Line continue services like rides to Bank, food markets, restaurants, social services offices.
METRO: Split of Budget for ParaCruz and fixed routes service	Maintain paratransit operating budget and service.	N/A	N/A	<i>If other funds shifted from one program to another, provide explanation</i>
Paracruz budget				
Fixed-route budget				
Leveraged Funds (List amount and sources)	Report total grants and other funding secured using Measure D revenues as a match.	\$719,974 Total Prior Years	\$4,995 CARB	<i>Explain if Measure D funds fully funding projects.</i>
		CARB, 5310, LCTOP	\$34,296 LCTOP	Please see Expenditures tab.

Measure D Maintenance of Effort (MOE) Baseline Calculation Form

Baseline Calculation Due to RTC by December 31, 2022

Agency: Community Bridges - Lift Line

Calculation of Annual Average Transportation Expenditures/Baseline MOE:

Revenue Sources by Expenditure Category

REVENUES - Enter the total revenues expended in previous Fiscal Years (for transportation) from all local sources and state/fed formula programs.	FY 21/22 ACTUAL	Total Expenditure by Year		
		FY 20/21	FY19/20	FY18/19
Measure D Sales Tax	\$1,074,438	\$1,111,727	\$929,502	\$1,075,170
TDA	\$844,219	\$697,240	\$805,662	\$695,073
Local Jurisdictions (CORE, Capitola, Watsonville, SV)	\$27,925	\$18,500	\$52,945	\$51,345
Older Americans Act (State/Federal)	\$38,081	\$38,043	\$38,124	\$39,267
FTA Section 5310 Traditional/Expanded	\$105,074	\$160,546	\$497,319	\$199,083
CRRSAA	\$37,685	\$0	\$0	\$0
STA Funding	\$100,000	\$100,000	\$100,000	
CARB	\$5,844	\$46,324	\$5,639	\$219,521
LCTOP	\$34,427	\$36,614	\$139,143	\$17,296
Foundations	\$70,000	\$40,000	\$40,000	\$40,000
Service Fees-Paratransit	\$149,150	\$22,500	\$289,711	\$401,274
Donations-Individual/Business	\$7,361	\$10,335	\$16,799	\$8,372
Misc Other	\$35,356	\$26,563	\$31,299	\$18,058
Average Annual MOE Revenues	\$2,529,561	\$2,308,392	\$2,946,145	\$2,764,459

MOE Baseline (Average of last 3 years)	\$2,672,999			
MOE Exclusions*	\$1,127,249	\$1,040,725	\$1,547,764	\$1,241,562
One-Time Only Funding : FTA Section 5310	\$105,074	\$160,546	\$497,319	\$199,083
One-Time Only Funding : CRRSAA	\$37,685	\$0	\$0	\$0
One-Time Only Funding : CARB, LCTOP	\$40,271	\$82,939	\$144,783	\$236,817
TDA, STA	\$944,219	\$797,240	\$905,662	\$805,662
Excluded funds carried over from prior years	\$0	\$0	\$0	\$0
Total Average Annual Transportation Expenditures	\$1,402,312	\$1,267,668	\$1,398,381	\$1,522,897

MODIFIED MOE Baseline (Avg of last 3 years)	\$1,396,315
--	--------------------

Expenditures - Enter amount budgeted in 21/22 and amounts spent on various transportation purposes in previous Fiscal Years.	FY 21/22 ACTUAL	FY 20/21	FY19/20	FY18/19
Ongoing operations - Paratransit	\$1,364,460	\$1,232,157	\$1,293,463	\$1,131,146
Administration - Paratransit	\$475,896	\$482,415	\$544,145	\$538,091
Agency Indirect costs	\$239,433	\$255,362	\$289,637	\$237,361
Vehicle/Facilities Reserves	\$449,771	\$338,459	\$798,899	\$836,969
Deficit Reduction	\$0	\$0	\$20,000	\$20,892
Subtotal Construction	\$2,529,561	\$2,308,393	\$2,946,145	\$2,764,459

\$0

Measure D Maintenance of Effort (MOE) Baseline Calculation Form

Page 2

Agency: Community Bridges - Lift Line

Source/location of supporting budget or fiscal statement documentation.

<i>Annual Financial Statements; Fiscal Audit; Adjusted Annual Budget</i>
--

Certification:

I hereby certify that Community Bridges-Lift Line has budgeted and will meet the Maintenance of Effort requirement for Fiscal Y July 1, 2022 - June 30, 2023

Finance Director Signature

CFO

Title

12/20/2022

Date

*Funding sources excluded from MOE calculation are listed for information purposes and will make it easier to reconcile this report against annual budgets. Excluded sources include special, non-formula, competitive grants, and/or past revenues carried over for special projects and/or emergencies. This includes one-time grants - such as RSTP/STBG, STIP, ATP, ARRA, FEMA, HSIP, FTA5310, No & Low Emission Bus program.



SANDRA SHEWRY, MPH, MSW
Acting Director

State of California—Health and Human Services Agency
California Department of Public Health



GAVIN NEWSOM
Governor

December 22, 2020

Douglas Underhill
Chief Financial Officer
Community Bridges
519 Main Street
Watsonville, CA 95076

Dear Douglas Underhill:

Thank you for submitting your Indirect Cost Rate (ICR) documentation to the California Department of Public Health (CDPH), Women, Infants and Children Division (WIC). WIC is excited to have a standardized process that allows your Non Profit to use the negotiated ICR for your contract, unless the ICR is otherwise designated by state or federal statutes, regulations, or specific grant guidelines, with CDPH.

For the entire contract period starting October 1, 2019 through September 30, 2022 WIC has accepted the documentation you have provided and on a three-year basis, will approve your ICR proposal as follows:

17.157% Calculated based on Total Direct Costs (Excluding capital expenditures and subawards in excess of \$25,000).

Per 2 CFR 414 (g) Any non-Federal entity that has a current federally negotiated indirect cost rate may apply for a one-time extension of the rates in that agreement for a period of up to four years. This extension will be subject to the review and approval of the cognizant agency for indirect costs. If an extension is granted the non-Federal entity may not request a rate review until the extension period ends. At the end of the 4-year extension, the non-Federal entity must re-apply to negotiate a rate. Subsequent one-time extensions (up to four years) are permitted if a renegotiation is completed between each extension request.



CDPH Women, Infants and Children (WIC) Division
3901 Lennane Drive MS 8600 Sacramento, CA 95834
P.O. Box 997375 MS 8600 Sacramento, CA 95899-7375
(916) 928-8500 [Division Website](http://www.wicworks.ca.gov) (www.wicworks.ca.gov)



Code of Federal Regulations/ Title 2 - Grants and Agreements/ Vol. 1/ 2018-01-01143 [78 FR 78608, Dec. 26, 2013, as amended at 79 FR 75886, Dec. 19, 2014]

If you have any questions, contact Ofelia Franco at Ofelia.Franco@cdph.ca.gov

Thank you,

Ofelia Franco

Ofelia Franco
Federal Grants and Management Section Chief
Women, Infants and Children (WIC)

ADMINISTRATION BUDGET - FY 21/22

	Budget 21/22	Admin Budget Paid from ICR	DCH Portion
PERSONNEL:			
5001 Salaries & Wages	1,346,225	1,264,384	\$ 45,762
5102 SUI	13,632	12,803	\$ 463
5103 Worker's Comp	6,898	6,479	\$ 234
5104 Health Insurance	126,845	119,134	\$ 4,312
5105 FICA	104,288	97,948	\$ 3,545
5106 Retirement	48,105	45,181	\$ 1,635
TOTAL PERSONNEL	1,645,993	1,545,928	\$ 55,952
SERVICES AND SUPPLIES:			
5210 Contracted Services	11,700	10,989	\$ 398
5211 Professional Services	12,300	11,552	\$ 418
5212 IT Services	31,776	29,844	\$ 1,080
5213 Janitorial Services	12,915	12,130	\$ 439
5214 Legal Services	22,283	20,928	\$ 757
5320 Staff Travel	4,305	4,043	\$ 146
5460 Occupancy	64,305	60,396	\$ 2,186
5461 Utilities	2,291	2,152	\$ 78
5462 Maintenance	3,124	2,934	\$ 106
5520 Meeting Expenses	8,539	8,020	\$ 290
5550 Office Supplies	11,114	10,438	\$ 378
5552 Janitorial Supplies	1,563	1,468	\$ 53
5553 Program Supplies	21,080	19,798	\$ 717
5558 Computer Supplies	2,916	2,739	\$ 99
5560 Telephone	12,660	11,890	\$ 430
5561 Postage	2,604	2,446	\$ 89
5562 Internet	635	596	\$ 22
5583 Memberships/Subscriptions	9,653	9,066	\$ 328
5584 Bank Service Fees	2,077	1,951	\$ 71
5585 Data Processing	34,159	32,082	\$ 1,161
5586 Printing & Copying	9,639	9,053	\$ 328
5587 Advertising	5,728	5,380	\$ 195
5590 Interest	1,130	1,061	\$ 38
5591 Staff Training	32,766	30,774	\$ 1,114
5592 Insurance	11,200	10,519	\$ 381
5593 Taxes and Licenses	4,181	3,927	\$ 142
5594 Misc Fees	12,695	11,923	\$ 432
5631 Minor Equipment	20,264	19,032	\$ 689
5632 Equipment Rental	1,036	973	\$ 35
5633 Equip Repair & Maint.	6,308	5,925	\$ 214
5870 Vehicle Operating	2,200	2,066	\$ 75
6201 Depreciation: Equip	6,585	6,185	\$ 224
6202 Depreciation: LHI	13,000	12,210	\$ 442
6203 Depreciation: Cap Leases	1,806	1,697	\$ 61
TOTAL SERVICES/SUPPLIES	400,538	376,187.97	\$ 13,615
TOTAL ADMIN EXPENSES	2,046,531	1,922,116.00	\$ 69,567

Indirect From Programs 17.002% of Expenses

	BGT 20/21	
Total CACFP (includes centers)	\$ 70,631	
Family Resource Centers	\$ 296,579	DCH Portion \$69,567
WIC	\$ 347,079	
LL	\$ 230,978	DCH percentage 3.62%
MOW	\$ 311,698	of total Indirect
CDD	\$ 306,558	
DEVEL	\$ 46,785	
ELD	\$ 302,363	
ADMIN	\$ 9,445	
TOTAL	\$ 1,922,116	

Note: Any non allowable administrative expenses are not charges to our ICR. This includes FA purchases, no advertising publicity events. We have a Development department that does all fundraising activity and administrative duties for the agency that do not qualify as administrative charges. Our auditor reviews our ICR and allowable charges each year. If there are unallowable admin charges not in Development, they are charged to grant funding. The Admin budget always slightly exceeds the ICR due to unrestricted funding that is utilized for anything that falls into this category.



TOMÁS J. ARAGÓN, M.D., Dr.P.H.
Director and State Public Health Officer

State of California—Health and Human Services Agency
California Department of Public Health



GAVIN NEWSOM
Governor

May 17, 2022

Douglas Underhill
Chief Financial Officer
Community Bridges
519 Main Street
Watsonville, CA 95076

Dear Douglas Underhill:

Thank you for submitting your Indirect Cost Rate (ICR) documentation to the California Department of Public Health (CDPH), Women, Infants and Children Division (WIC). WIC is excited to have a standardized process that allows your Non Profit organization to use the negotiated ICR for your contract, unless the ICR is otherwise designated by state or federal statutes, regulations, or specific grant guidelines, with CDPH.

For the entire contract period starting October 1, 2022 through September 30, 2023 WIC has accepted the documentation you have provided and on a three-year basis, will approve your ICR proposal as follows:

17.058% Calculated based on Total Direct Costs (Excluding capital expenditures and subawards in excess of \$25,000).

Per 2 CFR 414 (g) Any non-Federal entity that has a current federally negotiated indirect cost rate may apply for a one-time extension of the rates in that agreement for a period of up to four years. This extension will be subject to the review and approval of the cognizant agency for indirect costs. If an extension is granted the non-Federal entity may not request a rate review until the extension period ends. At the end of the 4-year extension, the non-Federal entity must re-apply to negotiate a rate. Subsequent one-time extensions (up to four years) are permitted if a renegotiation is completed between each extension request.

Code of Federal Regulations / Title 2 - Grants and Agreements / Vol. 1 / 2018-01-01143
[78 FR 78608, Dec. 26, 2013, as amended at 79 FR 75886, Dec. 19, 2014]



CDPH Women, Infants and Children (WIC) Division
3901 Lennane Drive MS 8600 Sacramento, CA 95834
P.O. Box 997375 MS 8600 Sacramento, CA 95899-7375
(916) 928-8500 [Division Website](http://www.wicworks.ca.gov) (www.wicworks.ca.gov)



If you have any questions, contact Ofelia Franco at Ofelia.Franco@cdph.ca.gov

Thank you,

A handwritten signature in black ink that reads "Ofelia Franco". The script is cursive and fluid, with the first letters of each word being capitalized and prominent.

Ofelia Franco
Federal Grant Management Section Chief
Women, Infants and Children (WIC)



COMMUNITY BRIDGES PUENTES DE LA COMUNIDAD

Finance Committee

Thursday, May 12, 2022, 3:00-4:00 PM

<https://us02web.zoom.us/j/326410777>

Zoom Meeting ID: 326-410-777

Santa Cruz County, CA

AGENDA

3:00 Agenda Review

3:05 CFO Report – Doug Underhill

a) Current Workflow Update

1. Agency 990 Taxes

2. Measure D 5 Year Plan / TDA

3. Agency Budgets for June Meeting

b) March 2022 Program Budget Summary / Program Updates & Analysis

c) Balance Sheet / Income Statement March 31, 2022

d) Investments and Funds – Status Review April 30, 2022

e) Cash Flow and Line of Credit

Closed Session

3:25 517/519 Main (CBHQ) refinance

3:35 Meals on Wheels relocation

3:45 Elderday ADA

3:50 Early Education Division – Staffing, Spending and Enrollment

End Closed Session

3:55 Questions and Items for next Agenda

4:00 Adjourn

Next Meeting June 9th, 2022

Measure D: 5-Year Program of Projects (FY 22/23-26/27)

Agency: **Community Bridges - Lift Line**

Category: **Transportation for E&D**

Estimated Annual Measure D Allocations

Prior and 21/22 estimate	FY22/23	FY23/24	FY24/25	FY25/26	FY26/27	Total
\$ 4,636,744	\$1,045,000	\$1,073,000	\$1,099,000	\$1,123,000	\$1,152,000	\$ 10,128,744

Amount of Measure D Funds Programmed (includes carryover)

Project Name/location	Description (include project purpose and complete streets components if applicable)	Total Measure D	Prior and 21/22 estimate	FY23/23	FY23/23	FY24/25	FY25/26	FY26/27	5-year total	Other fund sources	Est. Construction start date	Major project? * (yes/no)
Driver 1 (see note below*)	Additional driver to provide expanded hours of paratransit service	\$1,578,644	\$672,210	\$ 169,033	\$ 174,949	\$ 181,072	\$ 187,410	\$ 193,969	\$ 906,434		ongoing	No
Driver 2 (see note below*)	Additional driver to provide expanded hours of paratransit service	\$1,578,644	\$672,210	\$ 169,033	\$ 174,949	\$ 181,072	\$ 187,410	\$ 193,969	\$ 906,434		ongoing	No
Driver 3 (see note below*)	Additional driver to provide expanded hours of paratransit service	\$688,942	\$0	\$ 61,703	\$ 64,788	\$ 181,072	\$ 187,410	\$ 193,969	\$ 688,942		ongoing	No
Driver Trainer	To support safety and service training for paratransit drivers	\$533,779	\$224,439	\$ 57,686	\$ 59,705	\$ 61,795	\$ 63,958	\$ 66,196	\$ 309,340		ongoing	No
Executive Assistant/Dispatcher	To support additional paratransit rides	\$545,170	\$241,797	\$ 56,573	\$ 58,553	\$ 60,603	\$ 62,724	\$ 64,919	\$ 303,373		ongoing	No
Outreach/Publicity	Materials and videos to promote paratransit ride availability	\$150,929	\$41,843	\$ 17,078	\$ 21,347	\$ 22,414	\$ 23,535	\$ 24,712	\$ 109,085		ongoing	No
Consultants / Project Managers	Facility project management-architects, environ review, design	\$345,545	\$227,638	\$ 23,582	\$ 23,582	\$ 23,582	\$ 23,582	\$ 23,582	\$ 117,908		ongoing	No
Operations Facility	Reserve for projected Acquisition, construction and/or renovation expenses	\$4,015,662	\$1,929,883	\$ 620,606	\$ 450,127	\$ 342,390	\$ 341,972	\$ 330,684	\$ 2,085,778	2.3M Bank and Owner Financing	Started 2019	Yes
Vehicle Equipment Reserve	Vehicle/ Equipreplacement, matching funds, project procurement and implementation	\$424,016	\$184,016	\$ 45,000	\$ 45,000	\$ 45,000	\$ 45,000	\$ 60,000	\$ 240,000	750K+ of LCTOP and CARB grants	Ongoing	No
Estimated Annual Measure D Expenditures		\$9,861,330	\$4,194,036	\$1,220,293	\$1,073,000	\$1,099,000	\$1,123,000	\$1,152,000	\$5,667,294			

*Operating costs include driver support (Mechanic, IT Support, Fleet manager, Program Supervisor) salaries and fringes, vehicle operations such as vehicle maintenance and repair, fuel, vehicle Insurance, communications expenses, as well as taxes and licenses related to paratransit services. It also includes a prorated allocation of costs such as general liability insurance, staff training and other indirect costs.

**OPERATION PLAN SERVICE OF UNITS
EXHIBIT C-2
2022/2023**

TABLE 1 - TDA/STA PROPOSED SERVICE UNITS

	TAXI SCRIP	MEDICAL TDA	MEALS ON WHEELS	ELDERDAY	STA FUNDING	TOTAL UNITS	TOTAL
FUNDS ALLOCATED	\$47,584	\$499,187	\$97,466	\$205,694	\$204,153	24,097	\$1,054,084
OPERATING COST	\$12.78	\$31.77	\$11.65	\$12.26	\$42.31		
A. PROGRAM MANAGEMENT i.e., Mgmt Personnel: Director, Fleet Mgr, Admin Asst, Info Mgr, Rent, Liability Insur., Phone, Supplies, etc.	\$5.07	\$31.38	\$7.67	\$7.72	\$24.13		
B. ADMINISTRATION 14.5314% of total cost per unit.	\$3.03	\$19.67	\$2.51	\$3.66	\$11.30		
TOTAL COST PER SERVICE UNIT	\$20.88	\$82.83	\$21.83	\$23.64	\$77.74		
22/23 PROJECTED TDA/STA UNITS OF SERVICE	2,279	6,027	4,465	8,700	2,626	24,097	
EQUIPMENT PURCHASE MATCH							\$55,706
TOTAL TDA/STA CLAIM REQUEST							\$1,109,791

NON-TDA SUPPORTED

TABLE 2 - OTHER CTSA SERVICE UNITS

	Meals on Wheels	Elderday Services	Measure D Paratransit	5310 Medical	Total Units	Total
Funds Allocated	\$57,500	\$270,000	\$514,028	\$99,500		\$941,028
Revenue per Service Unit	\$21.83	\$23.64	\$98.85	\$77.74		
21/22 Projected Units of Service	2,634	11,420	5,200	1,280	20,534	
Other Income						\$90,621
Total Operating Income						\$1,031,649
Measure D Facility/Equip/Project Funds						\$530,972
CARB - Capital Equipment						\$202,648
LCTOP						\$7,000
TDA/ STA Claim						\$1,109,790
Grand Total						\$2,882,059

ROLLUP OF ALL RIDES

TABLE 3 - ALL SERVICE UNITS TOTALED (Total tables 1 and 2, units of service, to equal table 3 totals)

	Taxi Scrip	TDA/5310 Medical	Meals on Wheels	Elderday Services	Measure D Paratransit	STA	Total Units
21/22 Total Ride Projections	2,279	7,307	7,099	20,120	5,200	2,626	44,631



Santa Cruz County Regional Transportation Commission's
Elderly & Disabled Transportation Advisory Committee
(Also serves as the Social Service Transportation Advisory Council)

AGENDA

1:30pm - 3:30pm

Tuesday, May 10, 2022

NOTE: TELECONFERENCE

Join the online meeting to see presentations:

<https://us02web.zoom.us/j/84888935098>

Meeting ID: 848 8893 5098

Dial by your location: +1 669 900 9128 US

Members of the public may not attend this meeting in person. Comments and questions may be shared with the Committee through teleconference audio in real time, or by prior written submission to amarino@sccrtc.org.

Due to precautions associated with COVID-19, and following current state law (AB 361) regarding the Brown Act, all RTC and committee meetings until further notice will be held by teleconference only. Members of the public can listen and participate in meetings over the phone and through the internet.

- 1. 1:30pm — Call to Order**
- 2. 1:30pm — Introductions**
- 3. 1:35pm — Oral communications**
- 4. 1:40pm — Additions or deletions to the consent or regular agenda**

1:42pm- CONSENT AGENDA

All items appearing on the consent agenda are considered to be minor or non-controversial and will be acted upon in one motion if no member of the E&D TAC or public wishes an item be removed and discussed on the regular agenda. Members of the E&D TAC may raise questions, seek clarification or add directions to Consent Agenda items without removing

the item from the Consent Agenda as long as no other E&D TAC member objects to the change.

5. **Approve Minutes from April 12, 2022— pg. 4**
6. **Receive RTC Meeting Highlights— pg. 9**
7. **Receive Information Items— pg. 12**
 - a) Central Coast ZEV Strategy Flyer
8. **FY 22/23 TDA Funding Request for the Community Traffic Safety Coalition and the Ride N Stride Program— pg. 13**

REGULAR AGENDA

9. **1:55 pm — Receive Program Updates— pg. 49**
 - a. Volunteer Center
 - b. Community Bridges – TDA 2nd Quarter Summary Report
 - c. Santa Cruz Metro
 - d. SCCRTC
 - e. Pedestrian Ad-hoc Subcommittee
 - i. Pedestrian Hazard Report
10. **FY 2022-23 Transportation Development Act Funds for Community Bridges Lift Line Paratransit Program— pg. 53**
11. **FY 2022-23 Transportation Development Act Funds for the Santa Cruz Metropolitan Transit District— pg. 79**
12. **FY 2022-23 Transportation Development Act Funds for Volunteer Center— pg. 106**
13. **Measure D: Community Bridges/Lift Line Five-Year Plan— pg. 127**
14. **2022 Coordinated Public Transit-Human Services Transportation Plan Development Process— pg. 133**
15. **The Draft County of Santa Cruz General Plan Sustainability Update— pg. 138**
16. **3:30 pm — Adjourn**

Next meeting: 1:30 pm, August 9, 2022. Location is to be determined.

HOW TO REACH US

*Santa Cruz County Regional Transportation Commission
1101 Pacific Avenue, Suite 250,
Santa Cruz, CA 95060
Phone: (831) 460-3200 / fax (831) 460-3215
Email: info@sccrtc.org / website: www.sccrtc.org*

ACCOMMODATIONS FOR PEOPLE WITH DISABILITIES

The Santa Cruz County Regional Transportation Commission does not discriminate on the basis of disability and no person shall, by reason of a disability, be denied the benefits of its services, programs, or activities. This meeting location is an accessible facility. If you wish to attend this meeting and require special assistance in order to participate, please contact RTC staff at 460-3200 (CRS 800/735-2929) at least three working days in advance of this meeting to make arrangements. People with disabilities may request a copy of the agenda in an alternative format. As a courtesy to those person affected, please attend the meeting smoke and scent-free.

SERVICIOS DE TRADUCCIÓN/TRANSLATION SERVICES

Si gusta estar presente o participar en esta junta de la Comisión Regional de Transporte del condado de Santa Cruz y necesita información o servicios de traducción al español por favor llame por lo menos con tres días laborables de anticipo al (831) 460-3200 para hacer los arreglos necesarios. (Spanish language translation is available on an as needed basis. Please make advance arrangements (at least three days in advance by calling (831) 460-3200.

TITLE VI NOTICE

The RTC operates its programs and services without regard to race, color and national origin in accordance with Title VI of the Civil Rights Act. Any person believing to have been aggrieved by the RTC under Title VI may file a complaint with RTC by contacting the RTC at (831) 460-3212 or 1523 Pacific Avenue, Santa Cruz, CA, 95060 or online at www.sccrtc.org. A complaint may also be filed directly with the Federal Transit Administration to the Office of Civil Rights, Attention: Title VI Program Coordinator, East Building, 5th Floor-TCR, 1200 New Jersey Ave., SE, Washington, DC 20590.

AGENDA: May 10, 2022

TO: Elderly and Disabled Transportation Advisory Committees

FROM: Rachel Moriconi, Transportation Planner

RE: Measure D: Community Bridges/Lift Line Five-Year Plan

RECOMMENDATIONS

Staff recommends that the Elderly and Disabled Transportation Advisory Committee (E&D TAC) review and recommend that the Regional Transportation Commission (RTC) approve Community Bridges Lift-Line's proposed Five-Year Plan (Fiscal Years 2022/23 to 2026/27) for its direct allocation of Measure D: Transit for Seniors and People Living with Disabilities investment category funds (Attachment 1).

BACKGROUND

Measure D, the transportation ballot measure passed by more than a 2/3 majority of Santa Cruz County voters on November 8, 2016, provides funding for five categories of projects: neighborhood projects (30% of net measure revenues), highway corridors (25%), transportation for seniors and people with disabilities (20%), active transportation (17%), and preservation and analysis of the rail corridor (8%). The twenty percent (20%) of net Measure D revenues for the Transit for Seniors and People Living with Disabilities category are suballocated, with four percent (4%) of net Measure D revenues are allocated to the Consolidated Transportation Services Agency (CTSA) for Santa Cruz County for paratransit services and 16% of net Measure D revenues allocated to the Santa Cruz Metropolitan Transit District. Community Bridges-Lift Line serves as the CTSA for Santa Cruz County.

Each agency receiving Measure D revenues is required to annually develop, update, and hold a public hearing to adopt a five-year program of projects, identifying how they will deliver Measure D projects in the upcoming five years. After the close of each fiscal year, agencies must submit an annual report describing actual expenditures, progress made to improve the transportation system, how maintenance of effort requirements have been met to ensure Measure D revenues are supplementing (not supplanting) other revenues, and the degree that Measure D funds were used to secure additional funding from other sources (leveraging other funds). The 5-year plans are adjusted annually based on updated project priorities, schedule, cost, and revenue information, as well as information on any grants and other funds agencies are able to secure for the projects.

Community Bridges-Lift Line is the only agency receiving a direct allocation of Measure D fund that is not a public agency; as such, review and approval of Community Bridges Lift Line Measure D five-year plan is overseen by the Regional Transportation Commission (RTC) and included in the RTC's public review process.

DISCUSSION

Including unspent balances from prior years, approximately \$1.1 million per year in Measure D formula funds are expected to be available to Community Bridges-Lift Line for the five-year period ending in Fiscal Year 2026/27 (FY26/27). Community Bridges-Lift Line's proposal for its formula share of Measure D revenues between FY22/23 through FY26/27 is attached (Attachments 1-2) and includes the following:

- A new additional part-time driver in FY22/23 and FY23/24, then full time FY24/25-26/27 and continuation of 2 other drivers positions to provide door-to-door service for expanded weekday and weekend services. Drivers operate the vehicles, keep simple records, and maintain the van in a clean, safe, and orderly condition and perform other related work as required;
- Trainer who will supervise and provide training for drivers, including ongoing retraining;
- Administrative assistant and dispatcher, includes scheduling rides, receiving and screening telephone calls, maintaining records, preparing statistics, reports, correspondence and coordination of tasks for extended operating hours including weekdays and weekends;
- Outreach and publicity to provide materials and videos to promote paratransit ride availability;
- Operations Facility: Due to Measure D, Lift Line was able to purchase and renovate an operations facility in Watsonville to house the entire Lift Line operations in one location. Measure D revenues are being used to repay loans which were secured to accelerate implementation and for consultants and project managers for completion of the operations facility;
- Vehicles and equipment. Measure D is being used to leverage other grants to purchase new fleet vehicles and other equipment.

Lift Line proposed uses of Measure D revenues address priorities identified in the Unmet Needs List adopted by the RTC on May 5, 2022. These include (but are not limited to) Unmet Needs: Transportation services to areas with high concentrations of seniors, disabled and low income individuals (H1); Specialized transportation for areas outside the ADA-mandated paratransit service area for medical and non-medical trips (H1); Free or low-cost paratransit options (H1); support continuous funding for transportation services to meal sites, medical service center (M2); Publicity about existing specialized transportation services (L2); CTSA operating facilities (M2); and Paratransit vehicle replacements (H2).

RTC staff recommends that the Elderly and Disabled Transportation Advisory Committee review and recommend that the RTC approve the Community Bridges-Lift Line 5-Year Program of Projects for FY22/23-26/27. The RTC board is scheduled to review Community Bridges-Lift Line Measure D five-year plan at its June 2022 public meeting.

SUMMARY

Measure D requires recipient agencies to annually prepare and update a five-year program of projects, identifying how agencies plan to spend Measure D funds. Staff recommends that the Elderly and Disabled Transportation Advisory Committee (E&D TAC) review and provide input on the Community Bridges Lift-Line proposed

Five-Year Plan for its formula share of Measure D revenues.

Attachments:

1. Community Bridges Lift Line Paratransit Service 5-year program of projects
2. Community Bridges Lift Line Major Project: Lift Line Operations Facility and Lift Line Vehicle and Equipment Acquisition 5-year plans

\\rtcserv2\internal\ed&dtac\2022\5-10 special meeting\measd-liftline\measd-5yr-sr_liftline-2022-sr.docx

Measure D: 5-Year Program of Projects (FY 22/23-26/27)

Agency: Community Bridges - Lift LineCategory: Transportation for E&D

	Prior and 21/22 estimate	FY22/23	FY23/24	FY24/25	FY25/26	FY26/27	Total
Estimated Annual Measure D Allocations	\$ 4,636,744	\$1,045,000	\$1,073,000	\$1,099,000	\$1,123,000	\$1,152,000	\$ 10,128,744

Project Name/location	Description (include project purpose and complete streets components if applicable)	Amount of Measure D Funds Programmed (includes carryover)						5-year total	Other fund sources	Est. Construction start date	Major project? * (yes/no)
		Prior and 21/22 estimate	FY22/23	FY23/24	FY24/25	FY25/26	FY26/27				
Driver 1 (see note below*)	Additional driver to provide expanded hours of paratransit service	\$672,210	\$ 169,033	\$ 174,949	\$ 181,072	\$ 187,410	\$ 193,969	\$ 906,434		ongoing	No
Driver 2 (see note below*)	Additional driver to provide expanded hours of paratransit service	\$672,210	\$ 169,033	\$ 174,949	\$ 181,072	\$ 187,410	\$ 193,969	\$ 906,434		ongoing	No
Driver 3 (see note below*)	Additional driver to provide expanded hours of paratransit service	\$0	\$ 61,703	\$ 64,788	\$ 181,072	\$ 187,410	\$ 193,969	\$ 688,942		ongoing	No
Driver Trainer	To support safety and service training for paratransit drivers	\$224,439	\$ 57,686	\$ 59,705	\$ 61,795	\$ 63,958	\$ 66,196	\$ 309,340		ongoing	No
Executive Assistant/Dispatcher	To support additional paratransit rides	\$241,797	\$ 56,573	\$ 58,553	\$ 60,603	\$ 62,724	\$ 64,919	\$ 303,373		ongoing	No
Outreach/Publicity	Materials and videos to promote paratransit ride availability	\$41,843	\$ 17,078	\$ 21,347	\$ 22,414	\$ 23,535	\$ 24,712	\$ 109,085		ongoing	No
Consultants / Project Managers	Facility project management-architects, environ review, design	\$227,638	\$ 23,582	\$ 23,582	\$ 23,582	\$ 23,582	\$ 23,582	\$ 117,908		ongoing	No
Operations Facility	Reserve for projected Acquisition, construction and/or renovation expenses	\$1,929,883	\$ 620,606	\$ 450,127	\$ 342,390	\$ 341,972	\$ 330,684	\$ 2,085,778	2.3M Bank and Owner Financing	Started 2019	Yes
Vehicle Equipment Reserve	Vehicle/ Equipreplacement, matching funds, project procurement and implementation	\$184,016	\$ 45,000	\$ 45,000	\$ 45,000	\$ 45,000	\$ 60,000	\$ 240,000	750K+ of LCTOP and CARB grants	Ongoing	No
Estimated Annual Measure D Expenditures		\$4,194,036	\$1,220,293	\$1,073,000	\$1,099,000	\$1,123,000	\$1,152,000	\$5,647,294			

*Operating costs include driver support (Mechanic, IT Support, Fleet manager, Program Supervisor) salaries and fringes, vehicle operations such as vehicle maintenance and repair, fuel, vehicle insurance, communications expenses, as well as taxes and licenses related to paratransit services. It also includes a prorated allocation of costs such as general liability insurance, staff training and other indirect costs.

Measure D: 5-Year Plan (FY22/23-FY26/27)

Project name:
 Location:
 Description:
 Purpose/Need/Benefits:

Community Bridges - Lift Line Vehicle and Equipment Acquisition	
N/A	
Lift Line Paratransit Vehicles & Equipment	
Fund reserves that can be used for vehicle procurement projects, including fleet vehicles that cannot be funded through 5310, replace aging and or worn shop equipment, improvements and or upgrades to maintenance/operations facility. Provide project matching funds to leverage state funding.	
1) 22/23 LCTOP Vehicle Match for electric shuttle	
2) 21/22-23/24 Ecolane dispatching and scheduling and fleet operations software.	
3) 23/24-26/27 Additional project matching funds for potential vehicle purchases to continue building out electric vehicle fleet and required vehicle related equipment and infrastructure.	

Schedule (estimated)
 Total Cost by Phase

CARB	Equipment	Equipment*	Total
FY21/22	FY21/22-22/23	FY23/24-25/26	
\$ 248,949	\$ 116,563	\$ 571,490	\$ 937,002
\$ 33,510	\$ 30,000	\$ 176,490	\$ 240,000
\$ 215,439	\$ 86,563	\$ 395,000	\$ 697,002
CARB	Ecolane	Other Vehicle Projects	

Measure D Funds
 Matching Funds

*Future Equipment in FY 23/24-25/26 is estimated based on past projects

Measure D: 5-Year Plan (FY22/23-FY26/27)

Project name:
Location:
Description:
Purpose/Need/Benefits:

Community Bridges - Lift Line Operations Facility					
545 Ohlone Pkwy, Watsonville, CA 95076					
Lift Line Administrative offices, maintenance facility, fleet parking					
Purchase of property and renovation of a operations facility housing the entire CTSA Lift Line operations in one location. In June of 2019 Lift Line purchased a suitable \$3M property at 545 Ohlone Pkwy, Watsonville CA, with an estimated additional \$1.8M of renovations and other expenses. Measure D facility reserve funds were used for a \$500K down payment and closing costs, financing \$2.3M. In June of 2020 and 2021, Measure D funds were used to make \$200K principal payments on a 5-year \$1M owner carry note, and are being utilized in the renovation costs and other associated expenses. Plans are to continue to pay \$200K in June of 2021, and three additional years to pay the owner carry note, leaving \$1.5M financed. An additional major project planned for FY 22/23 is continued grading and paving project with an estimated cost of 350K, of which Measure D funding will be utilized for the majority of the project. In future years a solar project will be put into place to provide power for EV charging stations as well as installation of EV infrastructure and electrical grid on the new yard.					
New Facility to include the following but not limited to;					
1) Operational offices					
2) Dispatch & Intake station					
3) Driver holding area (extra board) and lockers.					
4) Breakroom					
5) Maintenance shop					
6) Proper Vehicle Hoists (Large Bus & Mini Vans)					
7) Electric Charging / Fuel Station (time and money)					
8) Wash Station					
9) Shop Ventilation System					
10) Hazardous Waste storage					
11) Solar Bus Ports					
12) EV electrical infrastructure					
13) EV Battery Backup Storage System					

Schedule
Total Cost by Phase

Measure D Funds
Fund - Capital Campaign/
Donations
Fund - Commercial
Loan/Owner Financing

Envir. Review	Design	Acquisition	Renovation	Contingency/ Fees	Total
2019-2021	2019-2021	2019-2020	2019-2026	2020-2026	
\$ 124,297	\$ 202,903	\$ 3,099,532	\$ 3,031,360	\$ 272,250	\$ 6,730,343
\$ 124,297	\$ 202,903	\$ 799,532	\$ 2,888,929		\$ 4,015,662
			\$ 142,431	\$ 272,250	\$ 414,681
		\$ 2,300,000			\$ 2,300,000

Other Info:

Personnel/Consultants:	
Personnel	76,810
Legal	7,500
Bidding Expense	6,500
Pre-Development:	
Architecture Design	202,903
Survey / Engineering	43,200
Permits, Inspections and Fees	16,524
Acquisition:	
Purchase of Property	3,099,532
Construction/Renovation:	
Construction / Renovation	3,031,360
Permits, Inspections and Fees	64,573
Equipment / Furnishings	75,000
Contingency / Utility Fees	106,440
Total Preliminary Cost	6,730,343

Attachment: # O1

Lift Line Outreach 2021-2022

July 8, 2021

Katie Nuñez – City of Watsonville

July 13, 2021

Fabian – Valley Heaven Care

September 16, 2021

Matthew Enders – Veteran Resource Center

Travis Deyoung – Veteran Resource Center

Heidi Cartan – Common Roots Farm

Sean Hamil – Housing Matters

Chuck Perry – HUD\VASH Santa Cruz County

Nora Oppenheimer – HUD\VASH Social Worker

David Addison – Volunteer for our Veterans

Ben Edmonds – Nation's Finest

Sheila Challberg – Santa Cruz VSO Office

Chris Cottingham – Veterans Memorial Building

October 1, 2021

Watsonville Plaza Health Fair 3:00 PM – 7:00 PM

Caroline Kotchevar – Behavioral Health

Patty – Lemus Health Insurance

Joel Mijares – Social Worker



Attachment: # O2

October 21, 2021

Zoom Meeting – Veterans Service Providers

Daisy Trujillo – Salud Para La Gente Outreach Educator

November 17, 2021

Kate Kenny – Acute Rehabilitation Case Manager

Courtney Domitrovic – Cabrillo Collage Stroke Center

January 12, 2022

Helen – Satellite Dialysis Watsonville

Perla Leal – Resident Care Coordinator

January 13, 2022

John – Volunteer Center

Brenda Gonzales – Santa Cruz County Adult and Long Tern Division

January 21, 2022

Olivia Vallejo – Clinical Social Worker

January 24, 2022

Lorena – Veterans Services

Wendy Alcala – Monarch ILS Social Worker

January 26, 2022

Miriam Atilano – Salud para la Gente

February 8, 2022

Victor Ochoa – Cardiovascular

Carla Gomez – Infusion Center Social Worker (Commercial Crossing)

Virginia Macneil – Infusion Center Social Worker (Commercial Crossing)

Annalisse Morrison – Infusion Center Social Worker (Commercial Crossing)



Attachment: # O3

February 15, 2022

Jacqueline Noriega – Nation's Finest

Jesse Wolf _ Nation's Finest

February 21, 2022

John P. Callaham – IHSS Caregiver

Eva Montes – Satellite Dialysis Watsonville and Capitola

Dean Kaufman – Veterans Service Office

February 28, 2022

Alexander Harden – Resident Service Coordinator SW

Rebecca Yanowsky – Social Worker

Brenda Gonzales – Social Worker

Helene Walter – Sutter Health Social Worker

March 9, 2022

Kyle Peterson- Health Project

Lisa J. Arthur – Resident Wellness Director East Cliff Village Apartments

March 11, 2022

Liliana Carriso – SCC Health Centers Case manager

Heather Mietzegli – SCC Social Worker

March 16, 2022

Griselda Aguirre – Community Life Service Employment and independent Living Specialist

Dominic Dollar – Community Life Service Employment and independent Living Specialist

Victoria Dixon - Community Life Service Employment and independent Living Specialist

Maria Ayala - Community Life Service Employment and independent Living Specialist

Sandra Cortes - Community Life Service Employment and independent Living Specialist

Attachment: # O4

March 24, 2022

Helene Walter – Sutter Health Social Worker

Lacy Harbison – Sutter Health Social Worker

April 1, 2022

Heather Mietz Egli – SCC Adult Protective Services

April 7, 2022

Perla Leal – Sunshine Villa

Jody Zenezak – Cabrillo Collage Stroke Center

April 11, 2022

Jennifer Bailey- Housing case manager

Desiree Tobias – Housing Case Manager

April 14, 2022

Lisa J Arthur – Resident Wellness East Cliff Apartments

Samara Gruye – Palliative Care Social Worker

April 18, 2022

Antonia Teresa Amore-Broccoli – Kaiser Permanet Social Worker

Alexander R Harden – Resident Services Coordinator

April 26, 2022

Sondra Bioti – Health Project Center Care manager

Claudia Mendes – Health Project Center Care manger

Jessica Mattila – Health Projects Center Case manager

April 27, 2022

Precilla Cabugao – Medical Social worker

Jessica Libby-Hayford – Community Life Service Program Supervisor



Attachment: # O5

May 3, 2022

Brenda Gonzalez – Social Worker

Liliana Carriso – Social Worker

Gaby Zuniga – Medical Assistant Primary Care

May 11, 2022

Colleen Kelly – Social Worker

Andrea Perez – Watsonville Health Center Social Worker

May 17, 2022

Lorena Vasquez – SCC Veteran Service Office

Gustavo Esparza – Housing Case manager

May 24, 2022

Juan Carlos Melendez – ELD Social Worker

Ivette Rodriguez - ELD Social Worker

May 31, 2022

Heather Mietz Egli – SCC Adult Protective Services Social Worker

Kayla Gupta – Sutter Health Community Health Coordinator

June 7, 2022

Precilla Cabugao – Medical Social Worker

Annalise Morrison – Oncology Social Worker

Jessica Humildad – Social Services

June 14, 2022

Philip Geiger – Regional Director Alzheimer’s Association Santa Cruz

Annie Morrison – Oncology Social Worker



Attachment: # O6

June 21, 2022

Katheleen M Condon _ Psychologist/IBH Director

Ashley Tan – Social Worker Clinician (Hospital)

Olivia Vallejo – Social Worker

June 23, 2022

Jessica Libby-Hayford – Community Life Service Program Supervisor

Sasha Laranang – Santa Cruz County Behavioral Health

Brenda Gonzalez – Social Worker

June 27, 2022

Yesenia Rodriguez – Care Coordinator

Douglas Holmes – Mental Health Client Specialist

Colleen Casey – Social Worker

July 1, 2021—June 30, 2022

Lift Line
July 27, 2021 · 🌐

Community Bridges seeks to ensure seniors live with greater independence and dignity. This year, Lift Line provided more than 45,000 rides and expanded destinations to essential services and vaccination appointments. Our program helped keep seniors and people with disabilities safe by reducing congregate rides and expanded service areas to keep seniors engaged in the community. All Lift Line services are FREE of cost to qualifying residents of Santa Cruz County.

Want to sup... See more



This year, Lift Line provided more than 45,000 rides to seniors and people with disabilities across Santa Cruz County.

📌 Boost this post to reach up to 773 more people if you spend \$14.

Boost post

👍 1



Lift Line

September 22, 2021 · 🌐

...

This week, as part of our ongoing Fund-a-Need campaign, Lift Line, would like to thank Warren and Nadine Frush for sponsoring a week of rides for a senior or disabled resident. Through their generous sponsorship, these central coast residents are able to get to their doctor's appointments, shop for groceries, and go to other essential destinations at little to no cost. Our Lift Line program offers rides seven days a week and now serves North Monterey County!

Join Warren and... See more

LIFT LINE

COMMUNITY BRIDGES
PUENTES DE LA COMUNIDAD



Sponsor a week of rides for a senior or disabled resident

Thank you Warren & Nadine Frush!

📢 Boost this post to reach up to 773 more people if you spend \$14.

Boost post



2

1 comment



Lift Line

September 26, 2021 · 🌐

...

Do you know someone that could use a lift? Lift Line provides eligible seniors and persons with disabilities FREE rides to grocery stores, pharmacies and medical appointments, 7 days a week. Take a ride on Lift Line today! For more information visit communitybridges.org/liftline.



📣 Boost this post to reach up to 773 more people if you spend \$14.

Boost post

👍 Like

💬 Comment

➦ Share



Lift Line

November 2, 2021 · 🌐

...

Lift Line is making it easy for seniors to get the COVID-19 vaccine or booster. Just give us a call and we will safely take you to any site in the county to get your vaccine.

Call us at (831) 688-9663 to schedule a ride. For more information about Lift Line visit communitybridges.org/liftline

Lift Line facilita a que las personas mayores reciban la vacunación COVID-19 o dosis de refuerzo. Simplemente llámenos y lo llevaremos de manera segura a cualquier lugar del condado p... See more

See Translation



LIFT LINE COMMUNITY BRIDGES
PROVIDED BY LA COMMISSION 4

**To schedule a ride call:
(831) 688-9663**

📣 Boost this post to reach up to 773 more people if you spend \$14.

Boost post



Lift Line

December 1, 2021 · 🌐

...

Lift Line has been providing free medical transportation to low-income seniors and people with disabilities for over 40 years.

An alternative proposal now before the Santa Cruz Regional Transportation Commission seeks to reallocate \$375,000 for Lift Line electric vehicle procurements to road repair. As a small, local nonprofit, competing for federal grant dollars against much larger transit organizations across the country we ask that you support the RTC Staff recommendation... [See more](#)



LIFT LINE
COMMUNITY BRIDGES
PUNTES DE LA COMUNIDAD



**I support the Santa Cruz
RTC recommendation to
make Lift Line go green.**

👍 Like

💬 Comment

🔗 Share



Lift Line

December 1, 2021 · 🌐

...

Stop the Santa Cruz County Regional Transportation Commission (RTC) from reallocating \$375,000 away from Greenhouse emission projects for Lift Line's Electric Vehicles procurement. Everyone deserves to have safe, modern, clean transportation.

Funding just roads and not rides reduces the money available for Santa Cruz County residents. It is choosing to invest in single occupant vehicles rather than services that offer equity to those who lack the freedom of mobility. automob... See more



FUND RIDES NOT JUST ROADS.

Everyone deserves to have safe, modern, clean transportation. Support local seniors by ensuring funds continue to be allocated to green emission projects like Lift Line's EV buses.

📢 Boost this post to reach up to 773 more people if you spend \$14.

Boost post

👍 Like

💬 Comment

➦ Share



Lift Line

January 14 · 🌐

...

"I want to thank everyone for having confidence and trust in me to face this new career stage. For my part, I feel that I am ready to assume this responsibility and continue with the legacy established by the previous directors of Lift Line. I have the confidence in every one of you that together we will be able to accomplish all obstacles and challenges."

Join Community Bridges in congratulating Jesus in his new role as Lift Line Program Director. Prior to his new role, Jesus was the programs Operations Manager for a number of years.



📢 Boost this post to reach up to 773 more people if you spend \$14.

Boost post





Lift Line

January 16 · 🌐

444

Need a ride? 🚌 **Lift Line** provides rides to seniors and persons with disabilities at little to no cost! We take you where you need to go including, medical appointments, vaccine or booster appointments, even essential businesses like grocery stores and banks.

For more information, call 831-688-9663 or visit communitybridges.org/liftline

¿Necesita transporte? Lift Line ofrece transporte para personas mayores y personas con discapacidades a un costo mínimo o gratuito. Lo lle... [See more](#)

[See Translation](#)



📣 Boost this post to reach up to 773 more people if you spend \$14.

[Boost post](#)



Lift Line

March 6 · 🌐

👤

For a \$20 monthly donation, you can ensure one senior has access to Lift Line trips for free. That's probably less than you spend on a single tank of gas. Consider signing up to become a monthly donor today.

CommunityBridges.org/monthly



🗨️ Boost this post to reach up to 773 more people if you spend \$14.

Boost post

👍 Like

💬 Comment

➦ Share



Lift Line

March 16 · 🌐

...

Avoid the gas pump and ride comfortably in Lift Line's EV buses! Not only is co-sharing rides good for the environment, it also saves you money. We call that a win. We'll take you where you need to go, 7 days a week. Schedule a ride today by calling 831-688-9663. For more information visit communitybridges.org/liftline



📌 Boost this post to reach up to 773 more people if you spend \$14.

Boost post

2 shares

👍 Like

💬 Comment

🔗 Share



LIFT LINE COMMUNITY BRIDGES
PUENTES DE LA COMUNIDAD

Need a ride? Call (831) 688-9663 or visit:
communitybridges.org/liftline



Lift Line

April 22 · 🌍

...

Did you know 25% of Lift Line's active fleet runs on electric power! Join us in celebrating Lift Line and their commitment to reduce greenhouse gases.

Need a ride? Schedule one today by calling (831) 688-9663. For more information communitybridges.org/liftline



📢 Boost this post to reach up to 773 more people if you spend \$14.

Boost post

👍 Like

💬 Comment

➦ Share



...

Lift Line makes it easy for seniors to get to doctor appointments and run essential errands. Just give us a call and we will safely take you where you need to go. Call us at (831) 688-9663 to schedule a ride.

Lift Line facilita que las personas mayores lleguen a las citas médicas y hagan mandados diarios esenciales. Solo llámenos y lo llevaremos de manera segura a donde necesite ir. Llámenos al (831) 688-9663 para programar un viaje.

See Translation



LIFT LINE | COMMUNITY BRIDGES
PUENTES DE LA COMUNIDAD 

**Visit communitybridges.org/liftline
for more information.**

 Boost this post to reach up to 773 more people if you spend \$14.

Boost post



Lift Line

June 16 · 🌐

...

It's expensive at the gas pump. Since last year, Lift Line has seen a 43% fuel increase. Help us get seniors and people with disabilities where they need to go by making a donation today.
CommunityBridges.org/donate

LIFT LINE

COMMUNITY BRIDGES
PUERTOS DE LA COMUNIDAD



**LIFT LINE HAS SEEN
A 43% INCREASE IN
FUEL COSTS**

📣 Boost this post to reach up to 773 more people if you spend \$14.

Boost post



Like



Comment



Share




Lift Line

June 30 · 🌐

...

If the high cost of fuel has impacted you, save money on your trips to the grocery store by finding out if you're eligible for [Meals on Wheels for Santa Cruz County](#). Prefer to shop? Schedule a free ride, to and from the store, with [Lift Line](#).

For information about Meals on Wheels visit communitybridges.org/mealsonwheels/
To schedule a ride with Lift Line call, 831-688-9663



COMMUNITY BRIDGES
PUENTES DE LA COMUNIDAD



📢 Boost this post to reach up to 773 more people if you spend \$14.

Boost post

👍 Like

💬 Comment

🔗 Share

Attachment K1

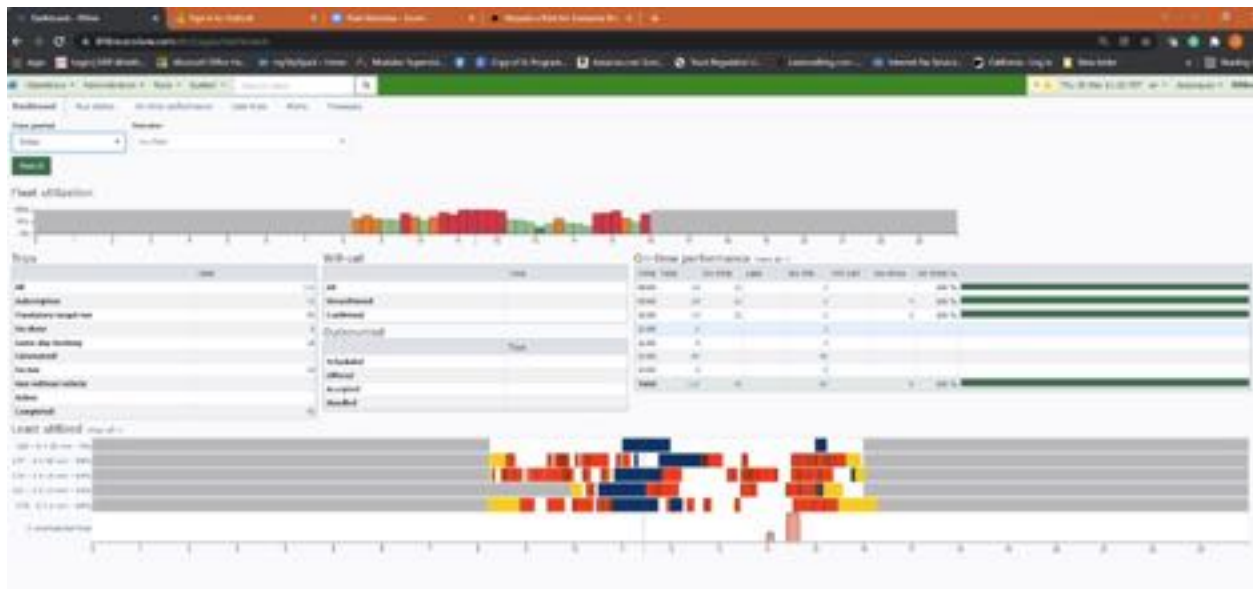
Lift Line headquarters building ongoing renovation and improvement project pending on city permits.



Lift Line old scheduling software Trapeze

[illegible]

Lift Line new scheduling software Ecolane



Lift Line vehicle before surveillance equipment



Lift Line vehicle with new surveillance equipment



Eligibility

To receive Lift Line services, you must meet the eligibility criteria and complete an application. Eligibility guidelines:

- Resident of Santa Cruz County
- 60+ years of age or disabled, as determined by: (a) Medical Health & Physical (H&P) form or Physicians Document, (b) ADA ParaCruz eligibility, or (c) Other State Disability Verification
- Meets the income eligibility requirements as determined by: (a) Medi-Cal, (b) SSI Verification, or (c) Income Tax Forms

Application can be completed online at www.CommunityBridges.com/LiftLine

Elegibilidad

Para recibir los servicios de Lift Line, debe cumplir con los criterios de elegibilidad y completar una solicitud. Pautas de elegibilidad:

- Ser residente del Condado de Santa Cruz.
- Ser mayor de 60 años o tener alguna discapacidad reconocida por: (a) Formulario Médico Físico y de Salud (H&P) o documento médico (b) Elegibilidad ADA ParaCruz, o (c) Alguna otra verificación estatal de discapacidad
- Cumple con los requisitos de ingreso económico determinados por: (a) Medi-Cal, (b) Verificación SSI, o (c) Declaraciones de Impuestos

Aplicaciones se pueden completar en www.CommunityBridges.com/LiftLine

LIFT LINE

COMMUNITY BRIDGES
PUENTES DE LA COMUNIDAD



CommunityBridges.org/LiftLine

Partially funded by



Promoting Independence

Promoviendo la independencia



Free transportation promoting senior health and independence

Transporte gratis que fomenta la salud e independencia de los mayores

Lift Line

We provide thousands of door-to-door rides a year to seniors and people with disabilities; allowing these Santa Cruz County residents to maintain their independence.

Our fleet of vehicles furnish comfortable trips for eligible riders, and our professional drivers offer door-to-door assistance from origin to destination. Escorts, personal care attendants, and a limited number of traveling companions are welcome.

All Lift Line services are **free of cost** to qualifying residents of Santa Cruz County.



Proporcionamos miles de viajes anuales de puerta a puerta para adultos mayores y personas con discapacidades, y así, permitirles a estos residentes del Condado de Santa Cruz mantener su independencia.

Nuestra flota de vehículos proporciona cómodos viajes para pasajeros elegibles, y nuestros choferes profesionales proveen asistencia desde el origen hasta el destino. Acompañantes, asistentes personales, y un número limitado de visitantes son bienvenidos.

Todos los servicios de Lift Line **son gratuitos** para los residentes del Condado de Santa Cruz que califiquen.

Services

Santa Cruz County Medical Appointments:
Transportation to appointments with accredited medical professionals or for other approved medical programs or purposes in Santa Cruz County including transportation to and from appointments in Pajaro, Las Lomas, Castroville, Prunedale and Moss Landing.

Out-of-County Medical Appointments:
Transportation to out-of-county medical appointments, allowing for accessible travel to Monterey, San Mateo, San Benito, Santa Clara, and San Francisco counties.

Veterans Medical Appointments:
Transportation to medical appointments or Veterans Administration Clinics for qualifying veterans.

Servicios

Sitas Médicas en el Condado de Santa Cruz:
Transporte a las citas con profesionales médicos o otros programas o propósitos médicos en el Condado de Santa Cruz incluyendo a citas en Pajaro, Las Lomas, Castroville, Prunedale y Moss Landing.

Sitas Médicas fuera del Condado:
Transporte a citas médicas ubicadas fuera del condado, y así tener acceso a los Condados de Monterey, San Mateo, San Benito, Santa Clara, y San Francisco.

Sitas médicas para Veteranos:
Transporte a citas médicas o a Clínicas Administradas para Veteranos que califiquen.

Meals on Wheels Dining Sites:
Transportation to Meals on Wheels dining sites throughout Santa Cruz County.

Elderday Adult Day Health Care:
Transportation to and from Elderday twice a day.

Taxi Scrip Coupons:
Qualifying residents can purchase taxi scrip coupons from Lift Line at a discounted rate. The taxi scrip coupon is used in place of money to pay for, or supplement, the price of a ride from one of our participating taxi companies.

To find out if you are eligible or apply to receive services go to CommunityBridges.org/LiftLine

Sitios de comidas de Meals on Wheels:
Transporte a merenderos Meals on Wheels por todo el Condado de Santa Cruz.

Elderday Cuidado Diurno:
Transporte hacia y desde Elderday dos veces al día.

Cupones Taxi Scrip:
Los residentes que califiquen podrán comprar cupones taxi scrip de Lift Line con un descuento preferencial. El cupón Taxi Scrip es usado en vez de dinero para pagar, o completar, el pago de un viaje en una de nuestras compañías de taxi participantes.

Para saber si es elegible o para solicitar servicios, visite CommunityBridges.org/LiftLine

How You Can Help / Cómo Puedes Ayudar

Volunteer
Volunteers are critical to our success. Reach out to see where your passion and skills fit best. Please visit CommunityBridges.org/volunteer to learn more.

Donate
Join us in our work to ensure people in need have access to life-saving medical appointments. Secure donations can be made by mail or online at CommunityBridges.org/Donate.

Leave Your Legacy
Through a charitable bequest in your will or living trust, you can ensure that we will be there for future generations of seniors in need. Visit us at CommunityBridges.org/Legacy to learn more.

Trabajo Voluntario
Los voluntarios son esenciales para nuestro éxito. Contáctenos para descubrir como su pasión y habilidades nos puede ayudar. Visite CommunityBridges.org/volunteer para obtener más información.

Donar
Únete a nosotros en nuestro trabajo para asegurar que las personas con necesidades vitales tendrán acceso a citas médicas. Donaciones pueden hacerse por correo o en línea en CommunityBridges.org/Donate.

Deje su Legado
A través de un legado caritativo en su testamento o fideicomiso, puede asegurarse de que estaremos presentes para ayudar a futuras generaciones de personas mayores con necesidades. Visite a CommunityBridges.org/Legacy para saber más.

Lift Line
545 Ohlone Parkway
Watsonville, CA 95076
831-688-9663
CommunityBridges.org/LiftLine



FREE ESSENTIAL RIDES!

¡TRANSPORTE ESENCIAL GRATUITO!

MORE INFORMATION

Call Lift Line to schedule an essential ride
at **(831)688-9663**

Monday - Friday 8:00 a.m. to 4:00 p.m.

Saturday - Sunday 8:00 a.m. to 3:30 p.m.

Llame a Lift Line para programar un viaje
esencial al **(831)688-9663**

Lunes a Viernes 8:00 a.m. a 4:00 p.m.

Sabado a Domingo 8:00 a.m. a 3:30 p.m.

Now you can apply online go to:

<https://communitybridges.org/lift-line-application/>

Ahora puede aplicar por internet en la pagina:

<https://communitybridges.org/lift-line-aplicacion/>

ESSENTIAL RIDES VIAJES ESENCIALES

Grocery Stores

Tiendas de comestibles

Bank

Banco

Pharmacies

Farmacias

Medical Appointments

Citas Medicas

Call one or two days in advance. Lift Line will respond to same day scheduling depending on availability.

Llama uno o dos dias en avansado. Lift Line respondera a viajes de mismo dia dependiendo en disponibilidad.



Easy and fast application process
Proceso de aplicacion facil y rapido

(831)688-9663

LIFT LINE

WE PROVIDE THOUSANDS OF DOOR-TO-DOOR RIDES A YEAR
TO SENIORS AND PEOPLE WITH DISABILITIES;
ALLOWING THESE SANTA CRUZ COUNTY RESIDENTS
TO MAINTAIN THEIR HEALTH AND INDEPENDENCE.

ALL LIFT LINE SERVICES ARE FREE OF COST TO QUALIFYING RESIDENTS OF SANTA CRUZ COUNTY.

SERVICES

- ☐ SANTA CRUZ COUNTY MEDICAL APPOINTMENTS
- ☐ OUT-OF- COUNTY MEDICAL APPOINTMENTS
- ☐ VETERANS MEDICAL APPOINTMENTS
- ☐ MEALS ON WHEELS DINING SITES
- ☐ ELDERDAY ADULT DAY HEALTHCARE CENTER
- ☐ TAXI SCRIP COUPONS

ESSENTIAL RIDES

GROCERY STORES

SOCIAL SERVICES

PHARMACIES

BANK

APPLY NOW!



SCAN ME

LIFT LINE

COMMUNITY BRIDGES
PUENTES DE LA COMUNIDAD

COMMUNITYBRIDGES.ORG/LIFTLINE
PARTIALLY FUNDED BY:



LIFT LINE

NOSOTROS PROPORCIONAMOS MILES DE VIAJES ANUALES DE PUERTA A PUERTA PARA ADULTOS MAYORES Y PERSONAS CON DISCAPACIDADES, Y ASÍ, PERMITIRLES A ESTOS RESIDENTES DEL CONDADO DE SANTA CRUZ MANTENER SU SALUD E INDEPENDENCIA.

TODOS LOS SERVICIOS DE LIFT LINE SON GRATUITOS PARA LOS RESIDENTES DEL CONDADO DE SANTA CRUZ QUE CALIFIQUEN.

SERVICIOS

- ☐ CITAS MÉDICAS EN EL CONDADO DE SANTA CRUZ
- ☐ CITAS MÉDICAS FUERA DEL CONDADO
- ☐ CITAS MÉDICAS PARA VETERANOS
- ☐ SITIOS DE COMIDAS DE MEALS ON WHEELS
- ☐ ELDERDAY CUIDADO DIURNO
- ☐ CUPONES DE TAXI SCRIP

VIAJES ESENCIALES

TIENDAS DE COMESTIBLES

SERVICIOS SOCIALES

FARMACIAS

BANCO

APLICA AHORA!



ESCANÉAME

LIFT LINE

COMMUNITY BRIDGES
PUENTES DE LA COMUNIDAD

COMMUNITYBRIDGES.ORG/LIFTLINE
PARCIALMENTE FINANCIADO POR:

